

Board of Education Meeting Minutes
October 2, 2017

The Board of Education met in regular session at 6:00 pm in the Washington Building. President Pochard called the meeting to order. Present were Mr. Aldrich, Mrs. Dysinger, Mr. Pochard, Mrs. Robertson, Dr. Siebenaler Wilson, Treasurer Mr. Barnhart, Assistant Superintendent Mr. Roth, and Superintendent Mr. Kurt.

CELEBRATIONS

Kathy Young and Washington Preschool students welcomed the Board and visitors to Washington. They lead the Pledge and shared a Leader in Me song. Mr. Aldrich celebrated Bigelow Hill's family picnic and Northview staff member Mrs. Wise for going above and beyond to help a student. Mr. Imke celebrated the cross country team and their leadership in sportsmanship.

Mr. Hiro Kawamura spoke about the upcoming visit of the Kawaguchi City School Board and delegates to Findlay City Schools the week on October 6th.

2017-010-001 Approval of Minutes

It was motioned by Mrs. Dysinger, seconded by Dr. Siebenaler Wilson to approve the regular meeting minutes from September 11, 2017.

Roll call: Mrs. Dysinger, aye; Dr. Siebenaler Wilson, aye; Mr. Aldrich, aye; Mr. Pochard, aye; Mrs. Robertson, aye. President Pochard declared the motion carried.

2017-010-002 Consent Items (A-O)

It was motioned by Mrs. Robertson, seconded by Mr. Aldrich to approve consent items A-O.

CERTIFICATED PERSONNEL

A. Leave of Absence (will use paid sick, personal, and/or vacation time, if available)

Karen Ouwenga (FHS, Math)
Effective: 9/8/17-10/31/17
Reason: FMLA

Mark Dickman (FHS, Social Studies)
Effective: 9/25/17- End of 2017-18 School year - Intermittent
Reason: FMLA

Bethany Barnhart (Glenwood, Counselor)
Effective: 9/22/17 - 11/2/17
Reason: FMLA

Rachael Hertel (Jefferson, Special Education)
Effective: 10/20/17- 11/5/17
Reason: FMLA

Kristin Ritzler (Jefferson, Kindergarten)
Effective: 9/28/17 - 10/13/17
Reason: FMLA

B. Leave of Absence (unpaid)

Bethany Barnhart (Glenwood, Counselor)
Effective: 11/3/17 - 11/16/17
Reason: Personal

C. Correction to the May 22, 2017 Agenda

Christine Siebeneck (Assistant Principal, High School)
From Effective: July 24, 2017 (2 year contract – 260 days/year)
To Effective: July 24, 2017 (2 year contract – 224 days/year)

D. Correction the September 11, 2017 Agenda

Jacquelyn Arthur
From: Student Council Advisor – 50% - WV @ \$887.11
To: Student Council Advisor – 50% - WV @ \$443.56

Blake Delaney
From: Head Golf Coach (Girls') – 50% - \$3,382.11
To: Head Golf Coach (Girls') – 50% - \$1,691.06

Alaine Emens
From: Dept. Chair – Physical Ed (K-5) – 50% @ \$887.11
To: Dept. Chair – Physical Ed (K-5) – 50% @ \$443.56

Sydney Robbins
From: Student Council Advisor – 50% - WV @ \$887.11
To: Student Council Advisor – 50% - WV @ \$443.56

Nancy Scheaffer
From: Middle School Publications Advisor - DO (1-5 years) @ \$1,108.89
To: Middle School Publications Advisor - DO (6+ years) @ \$1,848.15

Nancy Scheaffer
From: Middle School Team Leader – DO (1-5 years) @ \$1,201.30
To: Middle School Team Leader – DO (6+ years) @ 1,940.56

Kelly Scherger
From: Dept. Chair – Physical Ed (K-5) – 50% @ \$887.11
To: Dept. Chair – Physical Ed (K-5) – 50% @ \$443.56

E. Appointments

The superintendent recommends approval of the following appointments, at salaries in accordance with the adopted salary schedules; and contingent upon subsequent receipt by the Board of a report B.C.I. which is not inconsistent with the applicant's answers on the employment application:

1. Grade 3 Intervention @ \$22.01/hr not exceed an additional 3.75 hrs/week beginning September 18, 2017

Lori Anast

2. Economics Curriculum Writing Revision @ \$22.01 not to exceed an additional 7hrs (Acct #001-1100-111-16)

Jessee Hankins

3. Master Teacher @ \$22.01/hour for a maximum of 50 hours during the 2017-2018 School Year

Deb Wickerham

4. Mentor/Facilitator Stipend for Resident Educators @ \$650 (Acct#001-1100-113)

Martie Andrews
Robynn Drerup

Sue Beth Arnold
Angela Frost

Susan Blackburn
Judy Lentz

Angela Dittman
Ryan Lindahl

5. Mentor/Facilitator Stipend for Resident Educators @ \$800 (Acct#001-1100-113)

Jo Croy

Tina Gephart

Karen Ouwenga

Lisa Rutter

6. Mentor/Facilitator Stipend for Resident Educators @ \$1,250 (Acct#001-1100-113)

Becky Biesiada

Janine Gilts

Barb Tardibuono

7. Supplemental Duty Assignments – Certificated Personnel for 2017-2018 School Year

Todd Armstrong	Dept. Chair - Social Studies (6-8) (1/3 time) @ \$542.12
Lindsey Boes	Dept. Chair - Language Arts (6-8) (1/6 time) @ \$147.85
Kelly Cheney	Dept. Chair - Language Arts (6-8) (1/3 time) @ \$295.70
Jo Croy	Dept. Chair - Social Studies (6-8) (1/3 time) @ \$542.12
Angela Dittman	Dept. Chair - Language Arts (6-8) (1/6 time) @ \$147.85
Eric Dysert	Dept. Chair - Mathematics (6-8) (1/3 time) @ \$295.70
Joshua Huber	Dept. Chair - Science (6-8) (1/3 time) @ \$542.12
Ryan Lindahl	Dept. Chair - Mathematics (6-8) (1/3 time) @ \$295.70
Bryan Miller	Dept. Chair - Science (6-8) (1/3 time) @ \$542.12
Heather Nusbaum	Dept. Chair - Language Arts (6-8) (1/6 time) @ \$271.06
Nancy Sheaffer	Dept. Chair - Social Studies (6-8) (1/3 time) @ \$295.70
April Taylor	Dept. Chair - Language Arts (6-8) (1/6 time) @ \$147.85
Mike Wilson	Dept. Chair - Science (6-8) (1/3 time) @ \$542.12

CLASSIFIED PERSONNEL

- F. Leave of Absence (will use paid sick, personal, and/or vacation time, if available)

Jordan Castle - (Bigelow Hill, Custodian)
Effective: 5/20/17 - 4/4/18 - Intermittent
Reason: FMLA

- G. Resignation

Nicole Thomas (Special Ed Aide, Glenwood) (6 months)
Reason: Personal Effective: September 26, 2017

Jacqueline Whitmer (Food Service, High School)
Reason: Other Employment

(2 years)
Effective: October 6, 2017

H. Reclassification

Mary Lammers

From: Donnell Food Service Worker @ \$11.08 per hour
To: Donnell Noon Hour Monitor @ \$9.81 per hour
Effective: September 13, 2017

Juana Newberry

From: High School Food Service Worker @ 4 hours/day
To: Glenwood Food Service Worker @ 3 hours/day
Effective: October 3, 2017

I. Appointments

The superintendent recommends approval of the following appointments, at salaries in accordance with the adopted salary schedules, and contingent upon subsequent receipt by the Board of a report from B.C.I. which is not inconsistent with the applicant's answers on the employment application.

1. Transportation Aide

Linda Bower (Aide, Transportation)
Salary: Step 1 @ \$13.44/hour
Effective: October 3, 2017

Sandra Hertel (Aide, Transportation)
Salary: Step 1 @ \$13.44/hour
Effective: October 3, 2017

2. Unlicensed Interpreter

Carrissa Clinger (Unlicensed Interpreter, Lincoln)
Salary: Step 1 @ \$13.44/hour
Effective: October 2, 2017

3. Temporary Assistant Treasurer

Sean Swisher (Temporary Assistant Treasurer)
Salary: \$23.56/hour on an as needed basis
Effective: September 11, 2017

4. Supplemental Duty Assignments – Non-Certificated Personnel for 2017-2018 School Year

WHEREAS, in accordance with the provision of the Ohio Revised Code 3313.53, the duly appointed representatives of the Findlay Board of Education have offered the following extra-duty positions, listed below, to the certificated employees of the district and have advertised the positions to certificated personnel not employed by the district, and

WHEREAS, no qualified certificated individuals have been found for these positions,

NOW BE IT THEREFORE RESOLVED, that the Findlay Board of Education hereby deems it appropriate to employ non-certificated personnel for the specified positions for a period not to exceed one (1) year and that the compensation shall be according to the adopted salary schedule for said position(s):

John Coleman 7th Grade Football Coach – Glenwood @ \$3,788.71

5. Volunteer – 2017-2018 Classified Club Advisors/Helpers

Talisma Buckman – Volunteer Football Coach
Jennifer Ford – Shockwave Volunteer
Brent Russler – Band Truck Volunteer
Carrie Stuckert – Glenwood Orchestra Volunteer

J. Building Intervention Grants @ \$10.32 per hour

Jan Gower – Jacobs
Katherine Kin – Bigelow Hill
Brittany Launder – Bigelow Hill
Erin Nagy – Jefferson
Rebecca Shardo – Whittier
Jennifer Stillings – Bigelow Hill
Mackenzie Wenner – Bigelow Hill

K. Building Intervention Grants @ \$22.01 per hour

Robyn Kryling - Northview

L. Noon Hour Monitors @ \$9.81/hour

Deb Roderick - Donnell

Rebecca Shardo – Whittier

Pam Winters - Donnell

M. Substitute and/or Per Diem Employees

Brenda Goshe ~ Substitute School Nurse @ \$19.23/hour

Rodney Phillips - Substitute Bus Driver @ \$15.00/hour effective August 21, 2017

Sarah Shaferly ~ Substitute School Nurse @ \$19.23/hour

N. Monthly Treasurers Report

The treasurer recommends approval of the August Treasurers Report as shown in **EXHIBIT A.**

O. Acceptance of Updated Job Description/Evaluation for Head Athletic Trainer and Assistant Athletic Trainer

The Superintendent recommends acceptance of the updated job description/evaluation form for the Head Athletic Trainer and Assistant Athletic Trainer as shown in **EXHIBIT B.**

Roll call: Mrs. Robertson, aye; Mr. Aldrich, aye; Mrs. Dysinger, aye; Mr. Pochard, aye; Dr. Siebenaler Wilson, aye. President Pochard declared the motion carried.

DISCUSSION ITEMS

Mr. Kurt reviewed Policy 10.14: Career Advising.

ACTION ITEMS

2017-010-003 Out-of-State Travel

It was motioned by Mr. Aldrich, seconded by Dr. Siebenaler Wilson to approve the following out-of-state travel:

- Seventh grade REACH staff at Donnell and Glenwood and REACH students to travel to Northern Kentucky on May 9, 2018 - May 10, 2018 to learn about the Underground Railroad.
- Brian Sheehe and SHOCKWAVE students to travel to Northern Kentucky on April 19, 2018 – April 20, 2018 to participate in WGI World Championships

Roll call: Mr. Aldrich, aye; Dr. Siebenaler Wilson, aye; Mrs. Dysinger, aye; Mr. Pochard, aye; Mrs. Robertson. President Pochard declared the motion carried.

2017-010-004 2016-2017 Findlay City Schools Sponsorship Annual Report

It was motioned by Mrs. Dysinger, seconded by Mrs. Robertson to approve of the 2016-2017 Findlay City Schools Sponsorship Annual Report as shown in **EXHIBIT C.**

Roll call: Mrs. Dysinger, aye; Mrs. Robertson, aye; Mr. Aldrich, aye; Mr. Pochard, aye; Dr. Siebenaler Wilson, aye. President Pochard declared the motion carried.

2017-010-005 8th Grade Washington D.C. Trip

It was motioned by Mrs. Robertson, seconded by Mr. Aldrich to approve of the 8th grade staff and students at Donnell and Glenwood to travel to Washington D.C. from May 3, 2018 – May 6, 2018 to extend the student knowledge outside the classroom.

Roll call: Mrs. Robertson, aye; Mr. Aldrich, aye; Mrs. Dysinger, aye; Mr. Pochard, aye; Dr. Siebenaler Wilson, aye. President Pochard declared the motion carried.

REPORTS TO THE BOARD

Mr. Swisher provided a Cenergistics update and the districts energy savings in the last 3 years. Kelli Doty and Tonya Thorbahn read the declaration for Dyslexia Awareness Month as shown in **EXHIBIT D.** They reported how the district is training staff members to recognize the symptoms and getting students properly diagnosed. Mrs. Thorbahn shared a little of what she does in her classroom to help her students that struggle.

REPORTS FROM THE BOARD

Mr. Aldrich provided a Finance Committee Report. He stated the district was studying ways to relieve the budget deficit with the least impact on students.

SUPERINTENDENTS COMMENTS

Mr. Kurt reminded the Board that the Kawaguchi City Board of Education delegates would be visiting Findlay. He stressed the importance in building relationships with our students and parents. Show them you care!

2017-010-006 Executive Session

It was motioned by Mrs. Dysinger, seconded by Mr. Aldrich to go into executive session at 6:52 pm to discuss employment of personnel.

Roll call: Mrs. Dysinger, aye; Mr. Aldrich, aye; Mr. Pochard, aye; Mrs. Robertson, aye; Dr. Siebenaler Wilson, aye. President Pochard declared the motion carried.

2017-010-007 Adjournment

It was motioned by Mr. Pochard, seconded by Mrs. Dysinger to adjourn the meeting at 7:50 pm.

Roll call: Mr. Pochard, aye; Mrs. Dysinger, aye; Mr. Aldrich, aye; Mrs. Robertson, aye; Dr. Siebenaler Wilson, aye. President Pochard declared the motion carried.

Treasurer

President

To be read and approved on October 16, 2017.

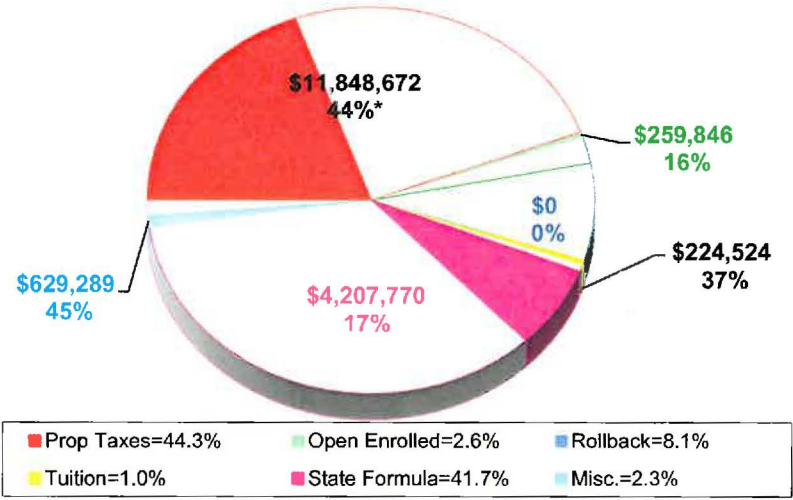
FINDLAY CITY SCHOOLS TREASURER'S REPORT AUGUST 2017

FUND	June 30, 2017	JUL-AUG	YTD % OF	JUL-AUG	YTD % OF	August 31, 2017	OUTSTANDING	UNENCUMBERED	UNENCUMBERED	UNENCUMBERED
	CASH BALANCE	RECEIPTS	BUDGET	EXPENSES	BUDGET	CASH BALANCE	ENCUMBRANCES	BAL. Aug. 31, 2017	Bal. Aug. 31, 2016	Bal. Aug. 31, 2015
GENERAL	\$ 11,666,476	\$ 17,170,101	30.1%	\$ 9,788,725	14.7%	\$ 19,047,853	\$ 4,646,003	\$ 14,401,850 +	\$ 14,993,509	\$ 15,859,634
27-YEAR 2010 BOND DEBT	976,103	1,371,546	33.3%	-	0.0%	2,347,649	-	2,347,649	2,215,738	2,161,356
PERMANENT IMPRVMT	2,551,692	803,366	35.3%	1,001,540	30.7%	2,353,518	261,116	2,092,402	815,594	11,810
2010 BOND PROCEEDS	624,649	249	2.5%	-	0.0%	624,899	121	624,778	616,682	(235,840)
FOOD SERVICE	362,550	50,331	2.5%	105,067	5.0%	307,814	772,667	(464,853)	(512,322)	(498,262)
ENDOWMENTS & TRUSTS	1,009,803	4,975	1.1%	46,988	7.7%	967,790	27,924	939,866	654,233	608,970
OSFC BLDG PROJECT	-	-	0.0%	-	0.0%	-	-	-	-	2,940,655
NEW BLDG MAINTENANCE	1,887,968	-	0.0%	201,725	22.7%	1,686,243	157,889	1,528,354	1,504,185	1,841,469
MILLSTREAM	426,567	303,430	37.7%	135,916	13.6%	594,081	2,129	591,952	617,973	470,740
PUBLIC SUPPORT	134,708	17,832	11.9%	9,465	5.1%	143,075	40,505	102,570	97,184	102,064
FABSS	150,991	8,533	5.0%	25,502	12.4%	134,022	3,436	130,585	137,794	124,652
HEALTH INSURANCE	1,280,730	1,205,445	15.1%	1,781,945	20.6%	704,230	12,454	691,776	1,235,465	1,981,974
STUDENT ACTIVITIES	137,520	8,579	4.1%	9,963	5.0%	136,135	60,492	75,643	70,624	71,145
DISTRICT ACTIVITIES	379,480	87,324	17.5%	88,263	11.9%	378,541	47,534	331,007	259,298	286,694
AUXILIARY SRVCS	56,542	89,982	23.1%	55,303	12.4%	91,221	256,473	(165,251)	(76,195)	(71,914)
STATE GRANTS	10,387	6,243	4.8%	6,883	5.3%	9,747	-	9,747	11,494	94,461
FEDERAL GRANTS	6,597	209,501	6.0%	433,856	13.0%	(217,758)	10,935	(228,693)	(406,421)	74,192
OTHER MISC FUNDS	790,778	119,147	11.9%	130,836	11.2%	779,089	134,378	644,710	630,393	590,128
TOTALS	\$ 22,453,541	\$ 21,456,584	25.3%	\$ 13,821,976	14.7%	\$ 30,088,149	\$ 6,434,056	\$ 23,654,093	\$ 22,865,228	\$ 26,413,928

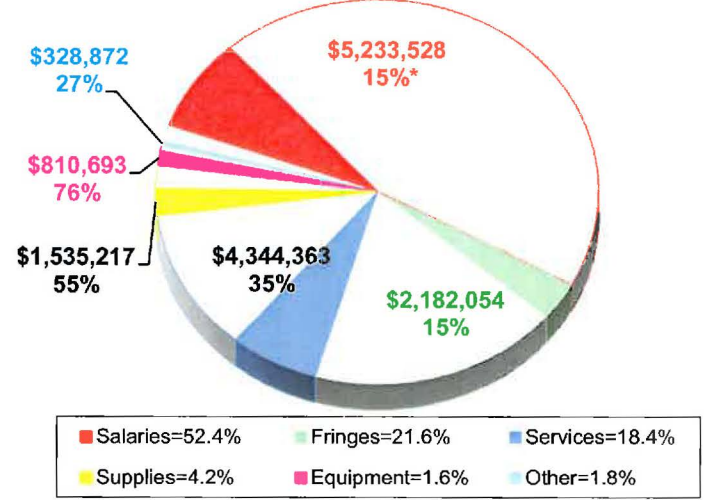
+NOTE: General fund unencumbered balance includes \$183,814 in Workers Comp Risk Reduction Fund (001-9195)

- = funds related to OSFC building project for two (2) new middle schools and new Millstream Career Center
- = funds from 2.5 mill continuous levy passed in 2006 (approximately \$2 million per year); plus Marathon's \$1.1 million 2014 donation is included here

FY 2018 GENERAL FUND REVENUE



FY 2018 GENERAL FUND EXPENSE



*Pie percentages indicate estimated revenue received or budgeted expense spent/encumbered from each category. For example, 44% of FY18 estimated property tax revenue (red) has been received to date.

**Findlay City School District
Bank Reconciliation
2017
Month of August**

FUND BALANCES ON BOARD BOOKS

\$ 30,088,149.07

Bank Statement Balance

Fifth-Third Bank	1,459,511.28	
Athletic Petty Cash (4) 1/24/00	14,000.00	
FHS Guidance Petty Cash 1/14/02	2,000.00	
Treasurer/Transportation Petty Cash 10/9/00	200.00	
Food Service Change 8/13/01	1,027.00	
MS Change 7/16/01	200.00	
Outstanding Checks	(520,207.72)	
Total Bank Balances	-	956,730.56

Investments

Fifth-Third Bank Securities 8/31/17	2,897,903.04	
Fifth-Third Bank - Main MaxSaver 8/31/17	107,235.47	
Fifth-Third Invested Bond Proceeds 8/31/17	622,213.68	
Multi-Bank Securities	15,899,584.28	
Other Bank CDs	4,678,795.07	
Star Ohio 8/31/17	4,939,923.47	
Total Investments	-	29,145,655.01

Adjustments

8/31 Common Remitter amount included in STAR balance	(5,905.00)
Deposits in bank yet to be booked	(8,335.16)
Error adjustments	(24.13)
Credit Memo (8/24)	(20.15)
August Bank fee to be posted	47.94

Total Bank Balances and Investments after Adjustments

\$ 30,088,149.07

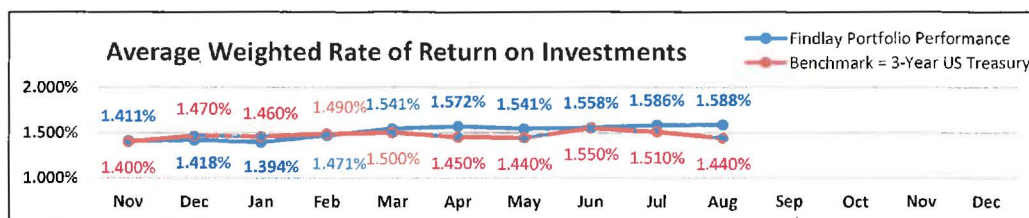
I do hereby certify the above to be true and accurate.



Michael T Barnhart, Treasurer

Findlay City Schools Investments Fiscal Year 2018

Par Amount	Type	Issued Date	Maturity Date	Interest Rate	Cost Basis	Market Value
<u>Fifth Third Securities</u>						
3,271	5th 3rd Govt MM fund Class A			0.880%	\$ 3,270.54	\$ 3,270.54
245,000	GE Capital Bank Retail CD	6/13/2014	6/13/2018	1.600%	245,000.00	245,225.40
245,000	Ally Bank CD	9/30/2015	10/1/2018	1.700%	245,000.00	245,431.20
245,000	American Express Centurion CD	10/7/2015	10/9/2018	1.700%	245,000.00	245,428.75
245,000	Synchrony Bank CD	6/13/2014	6/13/2019	2.000%	245,000.00	246,384.25
245,000	BMW Bank CD, Salt Lake	7/23/2014	6/20/2019	1.950%	244,632.50	246,428.35
250,000	Fannie Mae	2/26/2016	2/26/2021	1.250%	250,000.00	249,947.50
425,000	FHLB Note	5/25/2016	5/25/2021	1.000%	425,000.00	425,267.75
450,000	Freddie Mac	7/19/2016	7/19/2021	0.750%	450,000.00	448,393.50
245,000	Barclays CD	7/26/2017	7/26/2021	2.050%	245,000.00	246,550.85
300,000	FHLB Note	10/28/2016	10/28/2021	1.000%	300,000.00	298,833.00
Subtotal Fifth Third		Weighted Average Return		1.405%	\$ 2,897,903.04	\$ 2,901,161.09
<u>Miscellaneous Banks</u>						
248,000	Goldman Sachs CD, New York	10/24/2012	10/24/2017	1.500%	248,000.00	
248,000	Safra Nat'l Bank CD, New York	2/19/2013	1/31/2018	1.000%	248,129.10	
248,000	Discover Bank CD	2/20/2013	2/6/2018	1.100%	248,000.00	
248,000	Sterling Savings CD, Spokane, WA	2/22/2013	2/22/2018	1.000%	248,000.00	
248,000	Crescom Bank CD, Myrtle Beach	2/27/2013	2/27/2018	1.000%	248,000.00	
248,000	CIT Bank CD, Salt Lake City	3/6/2013	3/6/2018	1.100%	248,000.00	
248,000	Pacific Continental CD, Eugene, OR	4/19/2013	4/19/2018	0.900%	248,000.00	
248,000	Compass Bank CD, Alabama	7/31/2013	7/31/2018	1.700%	248,000.00	
142,666	Old Fort Bank CD (2 of 2)	10/23/2013	10/23/2018	1.740%	142,665.97	
245,000	Enterprise Bank CD, Massachusetts	2/12/2014	2/12/2019	1.750%	248,000.00	
248,000	Webster Bank CD, Connecticut	2/12/2014	2/12/2019	1.900%	245,000.00	
98,000	Citizens National CD (2 of 2)	7/9/2014	7/9/2019	1.050%	98,000.00	
245,000	Charter Bank CD, Georgia	2/11/2015	2/11/2020	1.650%	245,000.00	
195,000	Citizens National CD (1 of 2)	8/3/2015	8/3/2020	1.740%	195,000.00	
245,000	HSBC Bank CD	3/21/2016	3/10/2021	1.300%	245,000.00	
200,000	Comenity Bank CD, Wilmington	3/23/2016	3/23/2021	1.800%	200,000.00	
100,000	Old Fort Bank CD (1 of 2)	7/28/2016	7/28/2021	1.650%	100,000.00	
100,000	First Federal CD	7/29/2016	7/29/2021	1.740%	100,000.00	
195,000	Wells Fargo Bank CD, Sioux Falls	8/31/2016	8/31/2021	1.600%	195,000.00	
184,000	West Town Bank CD	8/31/2016	8/31/2021	1.350%	184,000.00	
248,000	EverBank CD, Jacksonville, FL	9/7/2016	9/7/2021	1.550%	248,000.00	
249,000	Nationwide Bank CD	11/18/2016	11/18/2021	1.500%	249,000.00	
Subtotal Miscellaneous Banks		Weighted Average Return		1.418%	\$ 4,678,795.07	
<u>Multi-Bank Securities</u>						
248,000	JP Morgan Chase CD, Columbus	2/19/2013	2/19/2018	1.125%	248,000.00	
125,000	First Merit Bank CD	9/23/2015	2/21/2018	1.200%	125,135.62	
750,000	Fannie Mae	5/15/2013	5/15/2018	1.010%	750,000.00	
249,000	CF Bank CD, Fairlawn, OH	8/8/2014	8/8/2018	1.500%	249,000.00	
150,000	Ohio Valley Bank CD	7/24/2014	7/23/2019	1.800%	150,007.40	
249,000	Buckeye Community Bank CD, Lorain	7/29/2016	7/29/2019	1.000%	249,000.00	
249,000	Civista Bank CD, Sandusky	2/22/2016	8/12/2019	1.450%	249,118.70	
950,000	Freddie Mac	2/28/2017	2/28/2020	1.625%	950,000.00	
143,929	FHLB Note	4/28/2015	4/28/2020	1.700%	143,928.57	
950,000	U.S. Treasury	7/18/2017	8/31/2020	1.375%	950,873.03	
249,000	State Bank & Trust CD, Defiance	2/17/2016	2/17/2021	1.600%	249,000.00	
950,000	Federal Farm Credit Bank	2/17/2016	2/17/2021	1.620%	950,000.00	
114,000	FHLB Note	2/26/2016	2/26/2021	1.690%	114,000.00	
900,000	Federal Farm Credit Bank	4/10/2017	4/20/2021	1.620%	902,718.00	
950,000	Fannie Mae	7/27/2016	7/27/2021	1.450%	950,000.00	
950,000	Fannie Mae	8/24/2016	8/24/2021	1.250%	950,000.00	
950,000	FHLB Note	9/23/2016	9/23/2021	1.520%	950,000.00	
950,000	Fannie Mae	10/27/2016	10/27/2021	1.500%	950,000.00	
950,000	Federal Farm Credit Bank	2/8/2017	2/8/2022	2.150%	950,000.00	
950,000	Freddie Mac	2/28/2017	2/28/2022	2.000%	950,000.00	
980,000	Freddie Mac	3/15/2017	3/15/2022	2.200%	980,000.00	
980,000	Federal Farm Credit Bank	4/13/2017	4/13/2022	2.190%	980,000.00	
980,000	U.S. Treasury	7/19/2017	6/30/2022	1.750%	978,802.96	
980,000	Federal Farm Credit Bank	7/25/2017	7/25/2022	2.100%	980,000.00	
Subtotal Multi-Bank Securities		Weighted Average Return		1.672%	\$ 15,899,584.28	
<u>Liquid Investment Accounts</u>						
	Fifth Third Main MaxSaver			0.150%	107,235.47	8/31/2017
	StarOhio			1.180%	4,939,923.47	8/31/2017
				Liquid Wtd Avg Return	1.158%	
GRAND TOTAL INVESTMENTS				Grand Total Wtd Avg Return	1.512%	\$ 28,523,441.33
				Non-Liquid Weighted Average Return 1.588%		



**Findlay City Schools Bond Proceed Investments
Fiscal Year 2018**

Par Amount	Type	Issued Date	Maturity Date	Interest Rate	Cost Basis	Market Value
<u>Fifth Third Securities (2010 Bond Proceeds)</u>						
112,214	5th 3rd Govt MM fund Class A			0.880%	\$ 112,213.68	\$ 112,213.68
10,000	American Express Bank CD, UI	7/24/2014	7/24/2019	2.000%	10,000.00	10,060.00
500,000	Fannie Mae	4/28/2015	4/28/2020	1.500%	500,000.00	499,625.00
Total of Invested 2010 Bond Proceeds					\$ 622,213.68	\$ 621,898.68

as prepared by
Mike Barnhart
9/5/2017

Date: 09/03/2017
 Time: 4:00 pm

FINDLAY CITY SCHOOLS
 Financial Report by Fund

Page:
 (FINSUM)

Begin Balance	MTD Receipts	FYTD Receipts	MTD Expenditures	FYTD Expenditures	Current Fund Balance	Current Encumbrances	Unencumbered Fund Balance
TOTAL FOR Fund 001 - GENERAL:							
11,666,476.10	3,772,313.36	17,170,101.29	5,207,095.48	9,788,724.52	19,047,852.87	4,646,002.90	14,401,849.97
TOTAL FOR Fund 002 - BOND RETIREMENT:							
976,103.27	138,366.74	1,371,546.18	0.00	0.00	2,347,649.45	0.00	2,347,649.45
TOTAL FOR Fund 003 - PERMANENT IMPROVEMENT:							
2,551,692.35	86,400.76	803,365.91	580,928.93	1,001,539.79	2,353,518.47	261,116.16	2,092,402.31
TOTAL FOR Fund 004 - BUILDING:							
624,649.22	249.44	249.44	0.00	0.00	624,898.66	120.55	624,778.11
TOTAL FOR Fund 006 - FOOD SERVICE:							
362,549.96	46,457.60	50,330.85	80,032.29	105,066.92	307,813.89	772,667.22	464,853.33
TOTAL FOR Fund 007 - SPECIAL TRUST:							
351,909.47	2,962.08	4,975.08	9,172.40	21,487.86	335,396.69	21,924.32	313,472.37
TOTAL FOR Fund 008 - ENDOWMENT:							
657,893.70	0.00	0.00	2,500.00	25,500.00	632,393.70	6,000.00	626,393.70
TOTAL FOR Fund 009 - UNIFORM SCHOOL SUPPLIES:							
403,862.57	110,716.12	112,093.67	91,751.37	100,859.88	415,096.36	72,946.43	342,149.93
TOTAL FOR Fund 010 - CLASSROOM FACILITIES:							
0.00	0.00	0.00	0.00	0.00	0.00	0.00	0.00
TOTAL FOR Fund 011 - ROTARY-SPECIAL SERVICES:							
85,830.28	940.43	986.13	6,963.45	6,963.45	79,852.96	59,683.35	20,169.61
TOTAL FOR Fund 014 - ROTARY-INTERNAL SERVICES:							
426,566.67	217,743.00	303,430.00	71,292.60	135,916.17	594,080.50	2,128.70	591,951.80
TOTAL FOR Fund 018 - PUBLIC SCHOOL SUPPORT:							
134,708.11	15,668.06	17,831.57	8,689.50	9,464.81	143,074.87	40,505.00	102,569.87
TOTAL FOR Fund 019 - OTHER GRANT:							
300,049.11	0.00	6,066.70	11,783.31	23,012.69	283,103.12	1,748.67	281,354.45
TOTAL FOR Fund 020 - SPECIAL ENTERPRISE FUND:							
150,990.56	8,525.65	8,532.65	14,429.01	25,501.55	134,021.66	3,436.32	130,585.34
TOTAL FOR Fund 022 - DISTRICT AGENCY:							
1,036.24	0.00	0.00	0.00	0.00	1,036.24	0.00	1,036.24
TOTAL FOR Fund 024 - EMPLOYEE BENEFITS SELF INS.:							
1,280,729.71	584,534.27	1,205,445.38	1,026,619.91	1,781,945.01	704,230.08	12,453.70	691,776.38

Begin Balance	MTD Receipts	FYTD Receipts	MTD Expenditures	FYTD Expenditures	Current Fund Balance	Current Encumbrances	Unencumbered Fund Balance	
TOTAL FOR Fund 506 - RACE TO THE TOP:	0.00	0.00	0.00	0.00	0.00	0.00	0.00	
TOTAL FOR Fund 516 - IDEA PART B GRANTS:	0.00	0.00	52,356.13	84,063.68	84,063.68-	5,500.00	89,563.68-	
TOTAL FOR Fund 524 - VOC ED: CARL D. PERKINS - 198	1,459.50	0.00	8,540.50	10,060.44	4,708.63-	0.00	4,708.63-	
TOTAL FOR Fund 532:	0.00	0.00	0.00	0.00	0.00	0.00	0.00	
TOTAL FOR Fund 533 - TITLE II D - TECHNOLOGY:	0.00	0.00	0.00	0.00	0.00	0.00	0.00	
TOTAL FOR Fund 536 - TITLE I SCHOOL IMPROVEMENT A:	0.00	0.00	0.00	0.00	0.00	0.00	0.00	
TOTAL FOR Fund 537 - TITLE I SCHOOL IMPROVEMENT G:	0.00	0.00	0.00	0.00	0.00	0.00	0.00	
TOTAL FOR Fund 542 - NUTRITION EDUCATION/TRAIN PGM	0.00	0.00	0.00	0.00	0.00	0.00	0.00	
TOTAL FOR Fund 551 - LIMITED ENGLISH PROFICIENCY:	0.00	0.00	0.00	0.00	0.00	0.00	0.00	
TOTAL FOR Fund 572 - TITLE I DISADVANTAGED CHILDRE	5,137.89	103,692.16	200,960.40	203,843.23	328,221.99	122,123.70-	3,344.65	125,468.35-
TOTAL FOR Fund 573 - TITLE V INNOVATIVE EDUC PGM:	0.00	0.00	0.00	0.00	0.00	0.00	0.00	
TOTAL FOR Fund 584 - DRUG FREE SCHOOL GRANT FUND:	0.00	0.00	0.00	0.00	0.00	0.00	0.00	
TOTAL FOR Fund 587 - IDEA PRESCHOOL-HANDICAPPED:	0.00	0.00	0.00	0.00	0.00	0.00	0.00	
TOTAL FOR Fund 590 - IMPROVING TEACHER QUALITY:	0.00	0.00	3,767.16	6,861.88	6,861.88-	2,090.00	8,951.88-	
TOTAL FOR Fund 599 - MISCELLANEOUS FED. GRANT FUND	0.00	0.00	0.00	0.00	0.00	0.00	0.00	
GRAND TOTALS:	22,453,540.74	5,276,201.53	21,456,584.06	7,502,280.63	13,821,975.73	30,088,149.07	6,434,055.82	23,654,093.25

F I N A N C I A L R E V E N U E R E P O R T
Processing Month: August 2017
FINDLAY CITY SCHOOLS

Fnd Rcpt	Sec	Subject	OPU	Description	FYTD Receivable	FYTD Actual Receipts	MTD Actual Receipts	FYTD Balance Receivable	Pct. Rcvd
001	1111	0000	000000	000 REAL ESTATE TAX	26,947,433.00	11,848,671.83	1,198,514.71	15,098,761.17	44.0%
001	1122	0000	000000	000 PERSONAL PROPERTY TAX	.00	.00	.00	.00	0.0%
001	1211	0000	000000	000 TUITIION - PARENTS - REGULAR	.00	.00	.00	.00	0.0%
001	1221	0000	000000	000 TUITIION - OTHER DISTRICTS - REGULAR	70,000.00	160,251.07	55,747.18-	90,251.07-	228.9%
001	1221	0006	000000	000 JV50 SB14 SF-14	.00	.00	.00	.00	0.0%
001	1222	0000	000000	000 TUITIION - PARENTS - SUMMER SCHOOL	15,000.00	1,333.00	50.00	13,667.00	8.9%
001	1222	0000	000000	201 TUITIION - PARENTS - BAND SUMMER SCHOOL	.00	.00	.00	.00	0.0%
001	1223	0000	000000	000 TUITIION - OTHER DISTRICTS - SPECIAL ED	465,000.00	62,940.36	58,391.77	402,059.64	13.5%
001	1224	0000	000000	000 TUITIION - OTHER DISTRICTS - VOCATIONAL	50,000.00	.00	.00	50,000.00	0.0%
001	1227	0000	000000	000 FOUNDATION - OPEN ENROLLMENT	1,600,000.00	259,845.94	129,617.84	1,340,154.06	16.2%
001	1410	0000	000000	000 INTEREST ON INVESTMENTS	175,000.00	65,900.52	56,067.46	109,099.48	37.7%
001	1710	0000	000000	000 old	.00	.00	.00	.00	0.0%
001	1740	0000	000000	302 PARKING FEES - FHS	9,000.00	3,720.00	3,704.00	5,280.00	41.3%
001	1810	0000	000000	000 RENTAL SCHOOL PROPERTY	25,000.00	.00	.00	25,000.00	0.0%
001	1820	0000	000000	000 GIFTS & DONATIONS	5,000.00	.00	.00	5,000.00	0.0%
001	1820	0001	000000	000 DONATIONS - WEIGHTROOM PLEDGES (CLOSED)	.00	.00	.00	.00	0.0%
001	1820	0002	000000	000 DONATIONS - DONNELL CAPITAL PROJECTS	.00	.00	.00	.00	0.0%
001	1831	0300	000000	000 SPONSOR FEE PAID TO FCS FROM FDA	.00	34,124.08	34,124.08	34,124.08-	0.0%
001	1832	0000	000000	000 CONTRACTED SERVICES-HCESC	.00	.00	.00	.00	0.0%
001	1833	0001	000000	302 WORKSHOP - CUSTOMER PROJECTS	.00	.00	.00	.00	0.0%
001	1880	0000	000000	000 TIF REFUNDS OR P.I.L.O.T.	.00	.00	.00	.00	0.0%
001	1890	0000	000000	000 MISC. REVENUE & FINES	500,000.00	60,658.31	60,468.08	439,341.69	12.1%
001	1890	0000	000000	246 JACOBS BREAK IN NOV. 2010	.00	.00	.00	.00	0.0%
001	1890	0001	000000	000 CHASE COMMISSION XCHASE	.00	417.71	417.71	417.71-	0.0%
001	1890	0300	000000	000 MISC REVENUE-REIMBURSEMENTS FROM FDA	.00	143,315.26	34,124.08-	143,315.26-	0.0%
001	1933	0000	000000	000 SALE AND LOSS OF ASSETS [SM1-02.060]	9,000.00	.00	.00	9,000.00	0.0%
001	3110	0000	000000	000 SCHOOL FOUNDATION - UNRESTRICTED AID	22,395,000.00	3,091,470.12	1,554,253.50	19,303,529.88	13.8%
001	3110	0002	000000	000 SPECIAL EDUCATION ALLOWANCE	.00	563,391.27	281,321.91	563,391.27-	0.0%
001	3110	0005	000000	000 TRANSPORTATION ALLOWANCE	830,000.00	139,774.25	69,887.13	690,225.75	16.8%
001	3110	0006	000000	000 DPIA ALLOWANCE	.00	.00	.00	.00	0.0%
001	3110	0008	000000	000 OTHER ADJUSTMENTS (VOC & SPEC. ED)	1,600,000.00	272,389.80	135,420.05	1,327,610.20	17.0%
001	3110	0009	000000	000 PARITY AID	.00	.00	.00	.00	0.0%
001	3110	2006	000000	000 LG. GROUP INTERVENTION(INCLUDES CHARGE	.00	.00	.00	.00	0.0%
001	3130	0000	000000	000 ROLLBACK & HOMESTEAD EXEMPTION B4 APRI	.00	.00	.00	.00	0.0%
001	3131	0000	000000	000 10% AND 2.5% ROLLBACK	2,250,000.00	.00	.00	2,250,000.00	0.0%
001	3132	0000	000000	000 HOMESTEAD EXEMPTIONS	700,000.00	.00	.00	700,000.00	0.0%
001	3133	0000	000000	000 \$10,000 PERSONAL PROPERTY TAX EXEMPTIO	.00	.00	.00	.00	0.0%
001	3134	0000	000000	000 ELECTRIC DEREGULATION PROP TAX REPLACE	.00	.00	.00	.00	0.0%
001	3135	0000	000000	000 TANGIBLE PERSONAL PROPERTY TAX LOSS	1,943,280.00	.00	.00	1,943,280.00	0.0%
001	3139	0000	000000	000 OTHER PROPERTY TAX ALLOCATIONS	.00	.00	.00	.00	0.0%
001	3190	0000	000000	000 CASINO REVENUE	265,000.00	141,380.64	141,380.64	123,619.36	53.4%
001	3190	0002	000000	000 SUMMER SCHOOL OPERATION EXTEND REIMBUR	.00	.00	.00	.00	0.0%
001	3190	0003	000000	000 FIXED RATE ADJUSTMENT FOUNDATION (SB3	.00	.00	.00	.00	0.0%
001	3190	0006	000000	000 TUITIION FROM OTHER DISTRICTS	.00	.00	.00	.00	0.0%
001	3211	0000	000000	000 ECONOMIC DISADVANTAGED FUNDING	.00	63,942.25	31,736.54	63,942.25-	0.0%

F I N A N C I A L R E V E N U E R E P O R T
Processing Month: August 2017
FINDLAY CITY SCHOOLS

Fnd Rcpt	Sc	Subjct	OPU	Description	FYTD Receivable	FYTD Actual Receipts	MTD Actual Receipts	FYTD Balance Receivable	Pct. Rcvd
001	3219	0000	000000	000 SPEC ED REIMBURSEMENT - FOUNDATION	85,000.00	.00	.00	85,000.00	0.0%
001	3219	0001	000000	000 STATE REIM SUMMER SCHOOL [SM1-1.04]	.00	.00	.00	.00	0.0%
001	3219	0004	000000	000 VOCATIONAL ALLOWANCE	475,000.00	76,802.66	36,627.20	398,197.34	16.2%
001	4120	1994	190000	000 FEDERAL MEDICAID (CAFS) [SM1-1.06]	200,000.00	.00	.00	200,000.00	0.0%
001	4130	0000	000000	000 e-Rate Revenue (formerly fund 588)	.00	.00	.00	.00	0.0%
001	4139	0000	000000	000 STUDENT INTERVENTION SERVICES	.00	.00	.00	.00	0.0%
001	5100	0000	000000	000 TRANSFER INTO GENERAL FUND	.00	.00	.00	.00	0.0%
001	5220	0000	000000	000 RETURN ADV FROM FY17 524=10K & 572=60K	70,000.00	70,000.00	70,000.00	.00	100.0%
001	5300	0000	000000	000 REFUND OF PRIOR YR EXPEND [SM1-02.060]	150,000.00	109,772.22	202.00	40,227.78	73.2%
001	5300	0000	000000	253 REFUND OF PRIOR YEAR EXPENDITURE	.00	.00	.00	.00	0.0%
001	5300	0000	000000	302 REFUND OF PRIOR YEAR EXPENDITURE	.00	.00	.00	.00	0.0%
001	5300	0001	000000	201 REFUND OF PRIOR YEAR EXPENDITURE	.00	.00	.00	.00	0.0%
001	5300	0057	000000	302 REFUND OF PRIOR YEAR EXPENDITURE	.00	.00	.00	.00	0.0%
** Fund 001 Sc 0057 Totals					60,833,713.00	17,170,101.29	3,772,313.36	43,663,611.71	28.2%
001	1410	9145	000000	000 MS FLOWER FUND	.00	.00	.00	.00	0.0%
** Fund 001 Sc 9145 Totals					.00	.00	.00	.00	0.0%
001	3212	9194	000000	000 STATE BUS [SM1-1.04]	.00	.00	.00	.00	0.0%
001	5100	9194	000000	000 TRANSFERS IN	.00	.00	.00	.00	0.0%
001	5210	9194	000000	000 ADVANCES IN	.00	.00	.00	.00	0.0%
** Fund 001 Sc 9194 Totals					.00	.00	.00	.00	0.0%
001	1890	9195	000000	000 BWC REFUND	.00	.00	.00	.00	0.0%
** Fund 001 Sc 9195 Totals					.00	.00	.00	.00	0.0%
002	1111	9091	000000	000 ASBESTOS LOAN REAL PROP (AFTER TPP PHA	.00	.00	.00	.00	0.0%
002	1122	9091	000000	000 ASBESTOS LOAN DM0090 - PERS. PROP. TAX	.00	.00	.00	.00	0.0%
002	1410	9091	000000	000 ASBESTOS LOAN DAM INTEREST	.00	.00	.00	.00	0.0%
** Fund 002 Sc 9091 Totals					.00	.00	.00	.00	0.0%
002	1111	9093	000000	000 ASBESTOS LOAN REAL PROP (AFTER TPP PHA	.00	.00	.00	.00	0.0%
002	1122	9093	000000	000 ASBESTOS LOAN DR0087 - PERS. PROP. TAX	.00	.00	.00	.00	0.0%
002	1410	9093	000000	000 ASBESTOS LOAN DR-INTEREST	.00	.00	.00	.00	0.0%
** Fund 002 Sc 9093 Totals					.00	.00	.00	.00	0.0%
002	1111	9095	000000	000 ASBESTOS LOAN REAL PROPERTY EX0114	.00	.00	.00	.00	0.0%
002	1122	9095	000000	000 ASBESTOS LOAN EX0114 - PERS. PROP. TAX	.00	.00	.00	.00	0.0%
002	1410	9095	000000	000 ASBESTOS LOAN EX-INTERST	.00	.00	.00	.00	0.0%

FINANCIAL REVENUE REPORT
Processing Month: August 2017
FINDLAY CITY SCHOOLS

Fnd Rcpt	Sc	Subject	OPU	Description	FYTD Receivable	FYTD Actual Receipts	MTD Actual Receipts	FYTD Balance Receivable	Pct. Rcvd
** Fund 002 Sc 9095 Totals					.00	.00	.00	.00	0.0%
002	1111	9123	000000	000 2010 BONDS REAL PROPERTY PROCEEDS	3,429,697.48	1,371,546.18	138,366.74	2,058,151.30	40.0%
002	1880	9123	000000	000 BOND SHARE OF T.I.F. OR P.I.L.O.T	.00	.00	.00	.00	0.0%
002	3131	9123	000000	000 10% & 2.5% ROLLBACKS	.00	.00	.00	.00	0.0%
002	3132	9123	000000	000 HOMESTEAD EXEMPTIONS	.00	.00	.00	.00	0.0%
002	4110	9123	000000	000 PART OF 35% INTEREST SUBSIDY FROM FEDS	690,911.00	.00	.00	690,911.00	0.0%
** Fund 002 Sc 9123 Totals					4,120,608.48	1,371,546.18	138,366.74	2,749,062.30	33.3%
003	5100	0000	000000	000 TRANSFER IN FROM 001 TO ZERO OUT THIS	.00	.00	.00	.00	0.0%
003	5300	0000	000000	000 REFUND OF PRIOR YEAR EXPENDITURES	.00	.00	.00	.00	0.0%
** Fund 003 Sc 0000 Totals					.00	.00	.00	.00	0.0%
003	1111	9030	000000	000 P.I. REAL ESTATE TAX	1,981,986.35	793,541.91	80,076.76	1,188,444.44	40.0%
003	1122	9030	000000	000 P.I. PERSONAL PROPERTY TAX	.00	.00	.00	.00	0.0%
003	1410	9030	000000	000 PERMANENT IMPROVEMENT - INTEREST	10,000.00	.00	.00	10,000.00	0.0%
003	1820	9030	000000	000 PERMANENT IMPROVEMENT - DONATIONS	100,000.00	.00	.00	100,000.00	0.0%
003	1880	9030	000000	000 PI SHARE OF T.I.F. OR P.I.L.O.T	.00	.00	.00	.00	0.0%
003	1940	9030	000000	000 PERMANENT IMPROVEMENT - SALE OF NOTES	.00	.00	.00	.00	0.0%
003	3131	9030	000000	000 10% & 2.5% ROLLBACK FOR PI LEVY	.00	.00	.00	.00	0.0%
003	3132	9030	000000	000 HOMESTEAD REIMBURSEMENT FOR PI LEVY	.00	.00	.00	.00	0.0%
003	3133	9030	000000	000 REIMBURSEMENT OF 10K PERSONAL PROP EXE	.00	.00	.00	.00	0.0%
003	5100	9030	000000	000 TRANSFERS IN	.00	.00	.00	.00	0.0%
003	5210	9030	000000	000 ADVANCES IN -- FROM GENERAL FUND	.00	.00	.00	.00	0.0%
003	5300	9030	000000	000 REFUND OF PRIOR YEARS EXPENDITURES	.00	.00	.00	.00	0.0%
** Fund 003 Sc 9030 Totals					2,091,986.35	793,541.91	80,076.76	1,298,444.44	37.9%
003	1410	9031	000000	000 PERMANENT IMPROVEMENT - INTEREST	.00	.00	.00	.00	0.0%
003	1820	9031	000000	000 PERMANENT IMPROVEMENT - DONATIONS	.00	9,824.00	6,324.00	9,824.00-	0.0%
003	1931	9031	000000	000 SALE OF JAN'14 I-75/JUNE'12 MILLSTREAM	.00	.00	.00	.00	0.0%
003	1934	9031	000000	000 INSURANCE PROCEEDS FROM MUSIC TRAILER	.00	.00	.00	.00	0.0%
003	1940	9031	000000	000 PERMANENT IMPROVEMENT - SALE OF NOTES	.00	.00	.00	.00	0.0%
003	4110	9031	000000	000 PORTION OF BABS 35% SUBSIDY USED FOR P	184,500.00	.00	.00	184,500.00	0.0%
003	5100	9031	000000	000 TRANSFERS IN	.00	.00	.00	.00	0.0%
003	5210	9031	000000	000 ADVANCES IN -- FROM GENERAL FUND	.00	.00	.00	.00	0.0%
003	5300	9031	000000	000 REFUND OF PRIOR YEARS EXPENDITURES	.00	.00	.00	.00	0.0%
** Fund 003 Sc 9031 Totals					184,500.00	9,824.00	6,324.00	174,676.00	5.3%
003	1410	9032	000000	000 INTEREST ON MARATHON DONATION	.00	.00	.00	.00	0.0%
003	1820	9032	000000	000 2014 DONATION FROM MARATHON	.00	.00	.00	.00	0.0%

F I N A N C I A L R E V E N U E R E P O R T
Processing Month: August 2017
FINDLAY CITY SCHOOLS

Fnd Rcpt	Sc	Subjct	OPU	Description	FYTD Receivable	FYTD Actual Receipts	MTD Actual Receipts	FYTD Balance Receivable	Pct. Rcvd
		** Fund 003	Sc 9032	Totals	.00	.00	.00	.00	0.0%
003	1410	9039	000000 000	CENTRAL AUDITORIUM - INTEREST	.00	.00	.00	.00	0.0%
003	1810	9039	000000 000	CENTRAL AUDITORIUM - RENTAL INCOME	.00	.00	.00	.00	0.0%
003	1820	9039	000000 000	CENTRAL AUDITORIUM - DONATIONS	.00	.00	.00	.00	0.0%
		** Fund 003	Sc 9039	Totals	.00	.00	.00	.00	0.0%
004	1944	9040	000000 000	HB 264 ENERGY CONSERVATION LOAN PROCEE	.00	.00	.00	.00	0.0%
		** Fund 004	Sc 9040	Totals	.00	.00	.00	.00	0.0%
004	1410	9123	000000 000	INTEREST ON BOND PROCEEDS LFI PORTION	10,000.00	.00	.00	10,000.00	0.0%
004	1911	9123	000000 000	PREMIUM OF 2/4/10 SALE OF BONDS	.00	.00	.00	.00	0.0%
004	1921	9123	000000 000	FEB 4, 2010 SALE OF BONDS	.00	.00	.00	.00	0.0%
		** Fund 004	Sc 9123	Totals	10,000.00	.00	.00	10,000.00	0.0%
004	1410	9789	000000 000	INTEREST ON BOND PROCEEDS OUTSIDE PROJ	.00	249.44	249.44	249.44-	0.0%
004	5100	9789	000000 000	TRANSFER IN FROM 004-9123 OR 010-9123	.00	.00	.00	.00	0.0%
		** Fund 004	Sc 9789	Totals	.00	249.44	249.44	249.44-	0.0%
006	1410	9060	000000 000	FOOD SERVICE - INTEREST	.00	.00	.00	.00	0.0%
006	1511	9060	000000 000	FOOD SERVICE - BREAKFAST	.00	858.35	858.35	858.35-	0.0%
006	1512	9060	000000 000	FOOD SERVICE - LUNCHES	.00	36,604.96	36,228.71	36,604.96-	0.0%
006	1522	9060	000000 000	FOOD SERVICE - ADULT LUNCHES	.00	1,124.75	1,124.75	1,124.75-	0.0%
006	1559	9060	000000 000	FOOD SERVICE - SPECIAL FUNCTIONS	.00	229.33	229.33	229.33-	0.0%
006	1590	9060	000000 000	FOOD SERVICE - ALA CARTE AND MILK	.00	6,738.80	6,738.80	6,738.80-	0.0%
006	1890	9060	000000 000	FOOD SERVICE - MISC. PMTS	.00	500.00	.00	500.00-	0.0%
006	3213	9060	000000 000	FOOD SERVICE - STATE SUBSIDY	.00	4,274.66	1,277.66	4,274.66-	0.0%
006	3213	9060	000000 001	FOOD SERVICE - STATE BREAKFAST SUBSITY	.00	.00	.00	.00	0.0%
006	4120	9060	000000 000	FOOD SERVICE - FEDERAL SUBSIDY	.00	.00	.00	.00	0.0%
006	4120	9060	000000 001	FOOD SERVICE - FEDERAL BREAKFAST SUBSI	.00	.00	.00	.00	0.0%
006	5210	9060	000000 000	FOOD SERVICE - ADVANCES IN	.00	.00	.00	.00	0.0%
006	5300	9060	000000 000	REFUND OF PRIOR YEAR EXPENDITURES	2,000,000.00	.00	.00	2,000,000.00	0.0%
		** Fund 006	Sc 9060	Totals	2,000,000.00	50,330.85	46,457.60	1,949,669.15	2.5%
Grand Total All Funds					69,240,807.83	19,395,593.67	4043,787.90	49,845,214.16	28.0%

Func	Account Description	FYTD Appropriation	MTD Expended	FYTD Expended	Current Encumbered	Unencumbered Balance	FYTD %Exp
Fund: 001/0000 Obj: 100							
001/0000 100							
1100	REGULAR INSTRUCTION - SALARY	16,993,170.50	1,308,863.88	2,617,736.55	170.50	14,375,263.45	15.4%
1200	SPECIAL INSTRUCTION - SALARY	5,143,000.00	421,876.45	838,935.56	.00	4,304,064.44	16.3%
1300	VOCATIONAL INSTRUCTION - SALARY	1,704,000.00	131,067.95	262,086.07	.00	1,441,913.93	15.4%
1900	GENERAL OTHER INSTRUCTION PERSONAL SE	265,000.00	.00	.00	.00	265,000.00	0.0%
2100	PUPIL SUPPORT SERVICES - SALARY	1,820,000.00	133,297.59	266,051.04	.00	1,553,948.96	14.6%
2200	STAFF SUPPORT SERVICES - SALARY	1,176,000.00	76,373.21	151,905.98	.00	1,024,094.02	12.9%
2400	ADMINISTRATIVE - SALARY	2,737,000.00	217,922.20	426,000.88	.00	2,310,999.12	15.6%
2500	FISCAL SERVICES - SALARY	426,000.00	34,915.94	69,282.36	.00	356,717.64	16.3%
2700	OPERATION & MAINT - SALARY	2,369,000.00	188,304.78	376,909.55	.00	1,992,090.45	15.9%
2800	TRANSPORTATION SERVICES - SALARY	1,440,000.00	97,192.44	183,597.33	.00	1,256,402.67	12.7%
2900	INFORMATIONAL SERVICES - SALARY	104,000.00	7,936.72	16,592.90	.00	87,407.10	16.0%
4100	ACADEMIC & SUBJECT - SALARY	120,000.00	255.00	255.00	.00	119,745.00	0.2%
4500	SPORTS - SALARY	610,000.00	11,881.08	24,004.67	.00	585,995.33	3.9%
4600	SCHOOL & PUBLIC - SALARY	60,000.00	.00	.00	.00	60,000.00	0.0%
Fund 001/0000 Obj 100 Totals		34,967,170.50	2,629,887.24	5,233,357.89	170.50	29,733,642.11	
001/0000 200							
1100	REGULAR INSTRUCTION - FRINGE BENEFITS	6,886,449.91	442,340.86	887,763.80	130,252.92	5,868,433.19	12.9%
1200	SPECIAL INSTRUCTION - FRINGE BENEFITS	1,828,475.34	144,716.89	288,959.99	33,667.45	1,505,847.90	15.8%
1300	VOCATIONAL INSTRUCTION - FRINGE BENEF	611,618.86	47,851.46	95,766.59	8,416.88	507,435.39	15.7%
1900	GENERAL OTHER INSTRUCTION EMPLOYEES R	46,000.00	.00	.00	.00	46,000.00	0.0%
2100	PUPIL SUPPORT SERVICES - FRINGE BENEF	681,100.00	47,777.68	94,907.46	.00	586,192.54	13.9%
2200	STAFF SUPPORT SERVICES - FRINGE BENEF	685,000.00	34,359.39	67,374.33	60,000.00	557,625.67	9.8%
2400	ADMINISTRATIVE - FRINGE BENEFITS	1,315,500.00	104,463.32	202,087.64	1,045.80	1,112,366.56	15.4%
2500	FISCAL SERVICES - FRINGE BENEFITS	203,800.00	16,506.47	30,879.02	.00	172,920.98	15.2%
2700	OPERATION & MAINT - FRINGE BENEFITS	1,165,336.28	91,483.78	171,865.94	268.54	993,201.80	14.7%
2800	TRANSPORTATION SERVICES - FRINGE BENE	584,000.00	45,822.62	83,979.11	.00	500,020.89	14.4%
2900	INFORMATIONAL SERVICES - FRINGE BENEF	45,000.00	4,572.32	8,877.16	.00	36,122.84	19.7%
4100	ACADEMIC & SUBJECT - FRINGE BENEFITS	22,100.00	39.91	39.91	.00	22,060.09	0.2%
4500	SPORTS - FRINGE BENEFITS	120,650.00	3,486.15	6,853.53	250.00	113,546.47	5.7%
4600	SCHOOL & PUBLIC - FRINGE BENEFITS	11,400.00	4,399.21	8,798.42	.00	2,601.58	77.2%
Fund 001/0000 Obj 200 Totals		14,206,430.39	987,820.06	1,948,152.90	233,901.59	12,024,375.90	
001/0000 400							
1100	REGULAR INSTRUCTION - PURCHASED SERVI	1,163,644.41	32,355.14	49,156.89	1,049,658.53	64,828.99	4.2%
1200	SPECIAL INSTRUCTION - PURCHASED SERVI	375,976.03	11,014.54	19,425.62	314,539.33	42,011.08	5.2%
1300	VOCATIONAL INSTRUCTION - PURCHASED SE	345,978.34	15,511.46	26,786.90	194,338.88	124,852.56	7.7%
1900	OTHER INSTRUCTION - PURCHASED SERVICE	6,710,135.00	442,582.65	886,686.08	55,646.00	5,767,802.92	13.2%
2100	PUPIL SUPPORT SERVICES - PURCHASED SE	264,394.79	11,633.70	25,264.19	196,639.77	42,490.83	9.6%
2200	STAFF SUPPORT SERVICES - PURCHASED SE	310,734.91	4,949.32	92,128.64	15,516.65	203,089.62	29.6%
2300	BD OF EDUCATION - PURCHASED SERVICES	147,944.30	23,635.00	38,529.22	77,187.67	32,227.41	26.0%
2400	ADMINISTRATIVE - PURCHASED SERVICES	322,616.24	31,654.05	66,245.94	75,556.69	180,813.61	20.5%
2500	FISCAL SERVICES - PURCHASED SERVICES	188,673.33	13,360.14	19,176.78	142,878.75	26,617.80	10.2%
2700	OPERATION & MAINT - PURCHASED SERVICE	2,300,687.62	186,911.54	295,274.25	650,193.29	1,355,220.08	12.8%
2800	TRANSPORTATION SERVICES - PURCHASED S	89,457.11	8,068.02	20,889.71	20,506.95	48,060.45	23.4%
2900	INFORMATIONAL SERVICES - PURCHASED SE	30,082.43	487.80	487.80	2,965.80	26,628.83	1.6%
4500	SPORTS - PURCHASED SERVICES	11,000.00	919.19	1,809.45	3,058.48	6,132.07	16.4%

Func	Account Description	FYTD Appropriation	MTD Expended	FYTD Expended	Current Encumbered	Unencumbered Balance	FYTD %Exp
Fund: 001/0000 Obj: 400							
4600	SCHOOL & PUBLIC - PURCHASED SERVICES	12,306.98	765.99	1,507.88	2,306.98	8,492.12	12.3%
5300	ARCHITECT SERVICES - PURCHASED SERVIC	20,000.00	.00	.00	.00	20,000.00	0.0%
Fund 001/0000 Obj 400 Totals		12,293,631.49	783,848.54	1,543,369.35	2,800,993.77	7,949,268.37	
001/0000 500							
1100	REGULAR INSTRUCTION - SUPPLIES	1,202,404.66	121,176.70	265,811.79	337,660.04	598,932.83	22.1%
1200	SPECIAL INSTRUCTION - SUPPLIES	46,450.54	4,985.97	5,222.87	35,958.95	5,268.72	11.2%
1300	VOCATIONAL INSTRUCTION - SUPPLIES	208,966.77	57,961.22	58,036.22	143,174.02	7,756.53	27.8%
1900	GENERAL OTHER INSTRUCTION SUPPLY/MATE	29,246.00	4,246.00	4,246.00	.00	25,000.00	14.5%
2100	PUPIL SUPPORT SERVICES - SUPPLIES	57,266.95	50.68	1,861.17	3,866.27	51,539.51	3.2%
2200	STAFF SUPPORT SERVICES - SUPPLIES	41,856.89	1,858.77	1,829.72	4,552.59	35,474.58	4.4%
2300	BD OF EDUCATION - SUPPLIES	1,000.00	.00	.00	.00	1,000.00	0.0%
2400	ADMINISTRATIVE - SUPPLIES	62,407.20	3,783.76	3,809.13	19,001.67	39,596.40	6.1%
2500	FISCAL SERVICES - SUPPLIES	7,935.87	640.56	920.56	6,816.86	198.45	11.6%
2700	OPERATION & MAINT - SUPPLIES	607,203.15	28,890.24	67,058.90	254,681.26	285,462.99	11.0%
2800	TRANSPORTATION SERVICES - SUPPLIES	522,678.15	29,820.64	62,541.82	258,167.17	201,969.16	12.0%
2900	INFORMATIONAL SERVICES - SUPPLIES	4,000.00	.00	.00	.00	4,000.00	0.0%
Fund 001/0000 Obj 500 Totals		2,791,416.18	253,414.54	471,338.18	1,063,878.83	1,256,199.17	
001/0000 600							
1100	REGULAR INSTRUCTION - CAPITAL OUTLAY	339,597.71	151,197.81	168,473.39	119,345.87	51,778.45	49.6%
1200	SPECIAL INSTRUCTION - CAPITAL OUTLAY	12,000.00	.00	.00	.00	12,000.00	0.0%
1300	VOCATIONAL INSTRUCTION - CAPITAL OUTL	150,212.04	104,907.36	104,907.36	173,587.85	128,283.17	69.8%
2200	STAFF SUPPORT SERVICES - CAPITAL OUTL	9,500.00	.00	.00	.00	9,500.00	0.0%
2400	ADMINISTRATIVE - CAPITAL OUTLAY	11,000.00	.00	.00	.00	11,000.00	0.0%
2500	FISCAL SERVICES - CAPITAL OUTLAY	5,000.00	3,824.15	3,824.15	.00	1,175.85	76.5%
2700	OPERATION & MAINT - CAPITAL OUTLAY	455,367.33	.00	6,630.36	233,923.78	214,813.19	1.5%
2800	TRANSPORTATION SERVICES - CAPITAL OUT	80,000.00	.00	.00	.00	80,000.00	0.0%
4100	GENERAL ACADEMIC/SUBJECT ORIENTED CAP	5,000.00	.00	.00	.00	5,000.00	0.0%
Fund 001/0000 Obj 600 Totals		1,067,677.08	259,929.32	283,835.26	526,857.50	256,984.32	
001/0000 800							
2300	BD OF EDUCATION - MISC OBJECTS	96,000.00	5,786.22	18,369.34	14,896.08	62,734.58	19.1%
2400	ADMINISTRATIVE - MISC OBJECTS	500.00	.00	.00	.00	500.00	0.0%
2500	FISCAL SERVICES - MISC OBJECTS	705,750.00	284,459.56	288,208.50	.00	417,541.50	40.8%
2700	OPERATION & MAINT - MISC OBJECTS	32,381.00	.00	143.10	4,800.00	27,437.90	0.4%
2800	TRANSPORTATION SERVICES - MISC OBJECT	1,000.00	.00	.00	.00	1,000.00	0.0%
4100	ACADEMIC & SUBJECT - MISC OBJECTS	26,674.63	1,950.00	1,950.00	504.63	24,220.00	7.3%
Fund 001/0000 Obj 800 Totals		862,305.63	292,195.78	308,670.94	20,200.71	533,433.98	
001/0000 900							
7200	TRANSFERS TO OTHER FUNDS	50,000.00	.00	.00	.00	50,000.00	0.0%
7400	ADVANCES TO OTHER FUNDS	290,000.00	.00	.00	.00	290,000.00	0.0%
7500	REFUND OF PRIOR YEARS RECEIPTS	24,500.00	.00	.00	.00	24,500.00	0.0%

M A N A G E M E N T A P P R O P R I A T I O N R E P O R T
 Processing Month: August 2017
 FINDLAY CITY SCHOOLS

Func	Account Description	FYTD Appropriation	MTD Expended	FYTD Expended	Current Encumbered	Unencumbered Balance	FYTD %Exp
Fund: 001/0000 Obj: 900							
	Fund 001/0000 Obj 900 Totals	364,500.00	.00	.00	.00	364,500.00	
	** Fund 001 Scc 0000 Totals	66,553,131.27	5,207,095.48	9,788,724.52	4,646,002.90	52,118,403.85	
001/9195 200							
	1100 GENERAL REG INSTRUCTION EMPLOYEES RET	20,000.00	.00	.00	.00	20,000.00	0.0%
	2400 GENERAL SUPPORT SERV-ADMIN EMPLOYEES	145,000.00	.00	.00	.00	145,000.00	0.0%
	Fund 001/9195 Obj 200 Totals	165,000.00	.00	.00	.00	165,000.00	
	** Fund 001 Scc 9195 Totals	165,000.00	.00	.00	.00	165,000.00	
002/9123 810							
	6100 BOND RETIRE REPAYMENT OF DEBT REDEMPT	687,135.00	.00	.00	.00	687,135.00	0.0%
	Fund 002/9123 Obj 810 Totals	687,135.00	.00	.00	.00	687,135.00	
002/9123 820							
	6100 BOND RETIRE REPAYMENT OF DEBT INTERES	3,424,305.00	.00	.00	.00	3,424,305.00	0.0%
	Fund 002/9123 Obj 820 Totals	3,424,305.00	.00	.00	.00	3,424,305.00	
	** Fund 002 Scc 9123 Totals	4,111,440.00	.00	.00	.00	4,111,440.00	
003/9030 400							
	5200 PERMANENT IMPROVEMENT - PURCHASED SER	500,000.00	.00	.00	.00	500,000.00	0.0%
	5300 PERMANENT IMPROVEMENT - PURCHASED SER	35,000.00	.00	.00	.00	35,000.00	0.0%
	Fund 003/9030 Obj 400 Totals	535,000.00	.00	.00	.00	535,000.00	
003/9030 500							
	1100 PERM IMPROVE REG INSTRUCTION SUPPLY/M	30,000.00	.00	.00	.00	30,000.00	0.0%
	2700 PERM IMPROVE OPERATION/MAINT OF PLANT	25,000.00	.00	.00	.00	25,000.00	0.0%
	Fund 003/9030 Obj 500 Totals	55,000.00	.00	.00	.00	55,000.00	
003/9030 600							
	1100 PERMANENT IMPROVEMENT - CAPITAL OUTLA	498,600.00	208,013.75	208,013.75	42,824.96	247,761.29	41.7%
	2600 PERM IMPROVE SUPPORT SERV-BUSINESS CA	25,000.00	.00	.00	.00	25,000.00	0.0%
	2700 PERM IMPROVE OPERATION/MAINT OF PLANT	25,000.00	.00	.00	.00	25,000.00	0.0%
	4500 PERM IMPROVE SPORT ORIENTED ACTIVITY	15,000.00	.00	.00	.00	15,000.00	0.0%
	5200 PERM IMPROVE SITE IMPROVEMENT CAPITAL	1,156,998.48	204,399.70	458,824.88	89,673.60	608,500.00	39.7%
	Fund 003/9030 Obj 600 Totals	1,720,598.48	412,413.45	666,838.63	132,498.56	921,261.29	
003/9030 900							

M A N A G E M E N T A P P R O P R I A T I O N R E P O R T
 Processing Month: August 2017
 FINDLAY CITY SCHOOLS

Func	Account Description	FYTD Appropriation	MTD Expended	FYTD Expended	Current Encumbered	Unencumbered Balance	FYTD %Exp
Fund: 003/9030 Obj: 900							
7200	PERM IMPROVE TRANSFER OTHER USES OF F	34,021.00	.00	.00	.00	34,021.00	0.0%
	Fund 003/9030 Obj 900 Totals	34,021.00	.00	.00	.00	34,021.00	
	** Fund 003 Scc 9030 Totals	2,344,619.48	412,413.45	666,838.63	132,498.56	1,545,282.29	
003/9031 500							
2700	PERM IMPROVE OPERATION/MAINT OF PLANT	50,000.00	.00	.00	.00	50,000.00	0.0%
	Fund 003/9031 Obj 500 Totals	50,000.00	.00	.00	.00	50,000.00	
003/9031 600							
1100	PERMANENT IMPROVEMENT - CAPITAL OUTLA	50,000.00	.00	.00	.00	50,000.00	0.0%
2600	PERM IMPROVE SUPPORT SERV-BUSINESS CA	447,917.00	168,515.48	334,701.16	121,210.84	7,995.00-	74.7%
2700	PERM IMPROVE OPERATION/MAINT OF PLANT	50,000.00	.00	.00	.00	50,000.00	0.0%
5200	PERM IMPROVE SITE IMPROVEMENT CAPITAL	300,000.00	.00	.00	.00	300,000.00	0.0%
	Fund 003/9031 Obj 600 Totals	847,917.00	168,515.48	334,701.16	121,210.84	392,005.00	
	** Fund 003 Scc 9031 Totals	897,917.00	168,515.48	334,701.16	121,210.84	442,005.00	
003/9032 400							
1100	PERM IMPROVE REG INSTRUCTION PURCHASE	.00	.00	.00	20.00	20.00-	0.0%
5300	PERM IMPROVE ARCHITECT/ENGINEERING PU	16,386.76	.00	.00	7,386.76	9,000.00	0.0%
	Fund 003/9032 Obj 400 Totals	16,386.76	.00	.00	7,406.76	8,980.00	
	** Fund 003 Scc 9032 Totals	16,386.76	.00	.00	7,406.76	8,980.00	
004/9123 600							
2600	BUILDING SUPPORT SERV-BUSINESS CAPITA	550,000.00	.00	.00	.00	550,000.00	0.0%
	Fund 004/9123 Obj 600 Totals	550,000.00	.00	.00	.00	550,000.00	
	** Fund 004 Scc 9123 Totals	550,000.00	.00	.00	.00	550,000.00	
004/9789 400							
2700	BUILDING OPERATION/MAINT OF PLANT PUR	.00	.00	.00	120.55	120.55-	0.0%
	Fund 004/9789 Obj 400 Totals	.00	.00	.00	120.55	120.55-	
	** Fund 004 Scc 9789 Totals	.00	.00	.00	120.55	120.55-	
006/9060 100							
3100	FOOD SERVICES - SALARY	654,652.00	15,820.51	24,521.29	.00	630,130.71	3.7%

M A N A G E M E N T A P P R O P R I A T I O N R E P O R T
 Processing Month: August 2017
 FINDLAY CITY SCHOOLS

Func	Account Description	FYTD Appropriation	MTD Expended	FYTD Expended	Current Encumbered	Unencumbered Balance	FYTD %Exp
Fund: 006/9060 Obj: 100							
	Fund 006/9060 Obj 100 Totals	654,652.00	15,820.51	24,521.29	.00	630,130.71	
006/9060 200	3100 FOOD SERVICES - FRINGE BENEFITS	288,017.17	15,312.30	29,546.23	500.00	257,970.94	10.3%
	Fund 006/9060 Obj 200 Totals	288,017.17	15,312.30	29,546.23	500.00	257,970.94	
006/9060 400	3100 FOOD SERVICES - PURCHASED SERVICES	52,869.00	473.76	748.73	43,650.00	8,470.27	1.4%
	Fund 006/9060 Obj 400 Totals	52,869.00	473.76	748.73	43,650.00	8,470.27	
006/9060 500	3100 FOOD SERVICES - SUPPLIES	811,763.10	48,425.72	50,250.67	720,815.47	40,696.96	6.2%
	Fund 006/9060 Obj 500 Totals	811,763.10	48,425.72	50,250.67	720,815.47	40,696.96	
006/9060 600	3100 FOOD SERVICE FOOD SERV OPERATION CAPI	24,069.00	.00	.00	7,701.75	16,367.25	0.0%
	Fund 006/9060 Obj 600 Totals	24,069.00	.00	.00	7,701.75	16,367.25	
006/9060 900	7500 FOOD SERVICES - REFUND OF PRIOR YEARS	284,982.00	.00	.00	.00	284,982.00	0.0%
	Fund 006/9060 Obj 900 Totals	284,982.00	.00	.00	.00	284,982.00	
	** Fund 006 Scc 9060 Totals	2,116,352.27	80,032.29	105,066.92	772,667.22	1,238,618.13	
	Grand Total All Funds	76,754,846.78	5,868,056.70	10,895,331.23	5,679,906.83	60,179,608.72	



FINDLAY CITY SCHOOLS

Job Description

(Employee)

(School year)

Position: Assistant Athletic Trainer

Salary:

Qualifications:

1. Meets Ohio Athletic Trainers Association State Licensure and National Board Certification.
2. First Aid Training
3. CPR Training
4. Ability to care, prevention and rehabilitation of athletic injuries

Performance Responsibilities: (Athletics)

1. Operate at all times within the scope of the general and specific educational philosophy of the Findlay City Schools. The first responsibility is the welfare, safety, and growth of the students.
2. Conform to the procedures of the Findlay High School Athletic Board of Control.
3. Be responsible to the Head Trainer and cooperate with him/her at all times.
4. Set a proper example for the student athletes in attitude, enthusiasm, and sportsmanship
5. Organize Athletic Physicals for Findlay High School Student Athletes.
6. Assist in the organization of CPR and Sports Medicine instructional classes for coaches.
7. Exercise mature judgment when dealing with student athletes.
8. Conduct yourself in a positive professional manner at contests.
9. Accept all responsibilities and perform all duties assigned by the Head Trainer involving the designated sport.
10. Follow the recommendation of the Head Trainer and do not initiate any policies or procedures which are inconsistent with the recommendations of the Head Trainer.
11. Conduct an initial assessment of an athlete's injury or illness in order to provide emergency or continued care, and to determine whether they should be referred to physicians for definitive diagnosis and treatment.
12. Care for athletic injuries using physical therapy equipment, and techniques.
13. Apply protective or injury preventive devices such as tape, bandages, or braces.
14. Assist in reporting of the progress of recovering athletes to coaches and physicians.
15. Collaborate with physicians in order to develop and implement comprehensive rehabilitation programs for athletic injuries.
16. Advise athletes on the proper use of equipment.
17. Assist in planning and implementation comprehensive athletic injury and illness prevention programs.
18. Assist in instruction of coaches, athletes, parents, medical personnel, and community members in the care and prevention of athletic injuries.
19. Perform team-support duties such as running errands, maintaining equipment, and stocking supplies.

20. Recruit and instruct student trainers.
21. Responsible for site checks for all programs when present.
22. Responsible for home Junior Varsity and Varsity swim meets when assignment is needed
23. Responsible for home contests/meets/scrimmages for:
 - a. Volleyball – All levels
 - b. Girls' Soccer – All levels
 - c. Boys' Basketball – All levels
 - d. Wrestling
 - e. Freshmen Blue Basketball
 - f. Spring Sports: Based on Coverage Assignment TBD with Head. Trainer
24. Attend to student-athletes after school in training room 2:30 - 4:30pm Monday and Friday throughout the fall season.
25. Attend to student-athletes after school in training room 2:30 - 4:30pm on Friday throughout winter season.
26. Attend to student-athletes after school in training room 2:30 - 4:30pm when assigned in collaboration with Head Trainer.
27. Responsible for gymnastics when assignment is needed.
28. Maintain Daily Treatment Log.
29. Be responsible for Final Forms emergency information.
30. Maintain medical records for injured athletes using Final Forms.
31. Prepare and submit a yearly budget to the Athletic Administrator by the first week of June.
32. Facilitate Alpha-Weigh-In for wrestlers.
33. Responsible for updating, educating and maintaining Emergency Action Plans and Procedures.
34. Responsible for maintaining AED and Emergency Equipment at Athletic Facilities
35. Ability to provide substitute coverage when necessary.
36. Attend to student-athletes after school in training room until 4:30pm Monday through Friday when assigned.
37. Responsible for water set-up for home indoor game needs.
38. All other duties deemed necessary by the Athletic Administrator or High School Principal.

Evaluation: Director of Athletics



FINDLAY CITY SCHOOLS

Job Description

(Employee)

(School year)

Position: Head Athletic Trainer

Salary:

Qualifications:

1. Meets Ohio Athletic Trainers Association State Licensure and National Board Certification.
2. First Aid Training
3. CPR Training
4. Ability to care, prevention and rehabilitation of athletic injuries

Performance Responsibilities: (Athletics)

1. Operate at all times within the scope of the general and specific educational philosophy of the Findlay City Schools. The first responsibility is the welfare, safety, and growth of the students.
2. Conform to the procedures of the Findlay High School Athletic Board of Control.
3. Be responsible to the Athletic Administrator and cooperate with him/her at all times.
4. Set a proper example for the student athletes in attitude, enthusiasm, and sportsmanship.
5. Exercise mature judgment when dealing with student athletes.
6. Conduct yourself in a positive professional manner at contests.
7. Contact parents, coaches when an injury occurs.
8. Conduct an initial assessment of an athlete's injury or illness in order to provide emergency or continued care, and to determine whether they should be referred to physicians for definitive diagnosis and treatment.
9. Care for athletic injuries using physical therapy equipment, and techniques.
10. Evaluate athletes' readiness to play, and provide participation clearances when necessary.
11. Apply protective or injury preventive devices such as tape, bandages, or braces.
12. Assess and report the progress of recovering athletes to coaches and physicians.
13. Collaborate with physicians in order to develop and implement comprehensive rehabilitation programs for athletic injuries.
14. Advise athletes on the proper use of equipment.
15. Advise coaches on the proper care of an injured athlete
16. Plan and implement comprehensive athletic injury and illness prevention programs.
17. Travel with athletic teams in order to be available at sporting events as schedule allows.
18. Instruct coaches, athletes, parents, medical personnel, and community members in the care and prevention of athletic injuries.
19. Perform team-support duties such as running errands, maintaining equipment, and stocking supplies.
20. Be responsible for the care and distribution of all training equipment and supplies.
21. Be responsible for the storage inventory of all training supplies throughout school year.
22. Assume responsibility of all athletic training rooms.

23. Supervise, assign and instruct student trainers.
24. Provide information consisting of sports nutrition, concussion information, health and safety athletic information to parents, athletes, and coaches.
25. Responsible for daily football practices and games, including two-a-day practices.
26. Responsible for home and away varsity football contests.
27. Responsible for site checks for all programs when present.
28. Responsible for home contests/meets/scrimmages for:
 - a. Football – All levels
 - b. Boys’ Soccer – All levels
 - c. Hockey – All levels
 - d. Assist wrestling invite with Asst. Training
 - e. Girls’ Basketball – All levels
 - f. Spring Sports: Based on Coverage Assignment TBD with Asst. Trainer
29. Responsible for home Junior Varsity and Varsity swim meets when assignment is needed.
30. Direct contact and liaison for athletic training needs for Athletic Department.
31. Attend to student-athletes after school in training room 2:30 - 4:30pm Tuesday, Wednesday, and Thursday throughout the fall season.
32. Attend to student-athletes after school in training room 2:30 - 4:30pm Monday through Thursday throughout winter season.
33. Attend to student-athletes after school in training room 2:30 - 4:30pm when assigned in collaboration with Assistant Trainer.
34. Holiday practice times are not expected to be covered.
35. Students not in session need not be covered (Spring Break, Summer).
36. Responsible for water set-up for home indoor game needs.
37. Responsible for Emergency Action Plans and Procedures.
38. Responsible for monitoring AED and Emergency Equipment at Athletic Facilities.
39. Be responsible for emergency medical forms for each program.
40. Be responsible for Final Forms emergency information.
41. Make arrangements with the doctor in the treatment of athletic injuries.
42. Maintain Daily Treatment Log.
43. Maintain medical records for injured athletes using Final Forms.
44. Ability to provide substitute coverage when necessary.
45. All other duties deemed necessary by the Athletic Administrator or High School Principal.

Evaluation: Director of Athletics

2016-2017

Findlay City Schools Sponsorship Annual Report



Findlay Digital Academy - 2017



Findlay Digital Academy - 2017






FINDLAY
DIGITAL ACADEMY
Where Learning Fits You™

Findlay Digital Academy History & Curriculum

The Findlay community and Findlay City School District board and administrators in 2003-2004 responded to their concern in regard to the number of students who were dropping out of school or on the verge of dropping out of school by forming a task force to study this dropout concern. Findlay City School District personnel and members from the community which included the Hancock County Juvenile Court, Family Resource Center, Camp Fire USA, the Hancock County ADAMHS board, the Hancock County Educational Service Center, and others met throughout 2003-2004 to explore, select and put into place an educational delivery option to address the dropout concern. It was decided that offering an online learning opportunity that was totally flexible, provided tutoring, and a support system would be the best option. Through the task force's efforts, Findlay City Schools was awarded a federal grant to become the sponsor of an online community school. Findlay Digital Academy opened its doors in January 2005 with a student enrollment of 35 and has expanded to where it now serves over 200+ students every school year with an average fulltime enrollment of 142 students. During the 2016-2017 school year, 78 students graduated from the academy.

Findlay Digital Academy's curriculum has expanded to not only offer the online curriculum, but students can also choose to participate in Career Technical Programs at Millstream Career Center and/or take college classes through the College Career Plus program. During 2016-2017, 17 students participated in Millstream Career Center programs and 11 were enrolled in college courses.

The online curriculum is available to the students 24/7. It is an individualized continuous progress model of education that sets high expectations for every student. This online curriculum is aligned with the Ohio Academic Content Standards. Each course has a Highly Qualified online teacher that the student can contact via email, texting, or skyping for assistance. Additionally, Findlay Digital Academy offers a lab setting that is staffed with licensed teachers and it is open Monday through Thursday from 10 AM - 4:00 PM to offer one-on-one tutoring. Each student is assigned an Instructional Coach who makes weekly contact with the student and/or parent. Students are expected to work 25 hours a week on their school assignments and complete at least one credit per quarter.



Where Learning Fits You!

Sponsor Mission & Leadership

Findlay City Schools Sponsoring Mission

Findlay City Schools, as a Community School Sponsor, is dedicated to “Educating and Empowering for Life,” those students enrolled in the school(s) it sponsors.

Findlay City Schools Sponsoring Goals (Based on the National Association of Charter School Authorizers Index of Essential Practices)

Agency Commitment and Capacity

- Annually at the beginning of each new school year assign sponsor staff to oversee and assist Findlay Digital Academy, the only school the district sponsors.
- Provide technology support on an on-going basis as needed by the sponsored school.
- Dedicate time and financial resources to ensure the successful operation of the sponsored school.
- Conduct a minimum of four site visits a year (March, May, September, December) to make sure quality practices are taking place within the sponsored school structure in regard to academics, governance, finance and legal compliance.

The following boards and team members will supervise to make sure that both the mission and goals of the sponsor and the academy are met:

Findlay City Schools Board Members

- Shane Pochard, President - spochard@fcsboard.findlaycityschools.org
- Barbara Dysinger, Vice President - bdysinger@fcsboard.findlaycityschools.org
- Jane Robertson - jrobertson@fcsboard.findlaycityschools.org
- Kathy Siebenaler Wilson - kathysw@fcsboard.findlaycityschools.org
- Chris Aldrich - caldrich@fcsboard.findlaycityschools.org



Findlay Digital Academy Governing Authority Board Members

- Kimberly Bash, President – kbash@findlaycityschools.org
- Dr. Edie Wannemacher, Vice President – ewannemacher@findlaycityschools.org
- Pastor Alfred Delacruz – adelacruz@findlaycityschools.org
- Melissa LaRocco – mlarocco@findlaycityschools.org
- Jeffrey Martin – jmartin@findlaycityschools.org
- Bill O. Miller – bmiller@findlaycityschools.org
- Rev. Will Miller – wmiller@findlaycityschools.org

Sponsoring Oversight/Leadership Team Members & Roles

Individual	Position	Role in Sponsoring
Edward P. Kurt ekurt@fcs.org	Findlay City Schools Superintendent	Assist the Findlay Digital Academy with keeping current with changes in ORC and ODE procedures. Supervise the operation, accountability , quality and compliance of Findlay Digital Academy. Share expertise and guidance in areas of law, governance, facilities and Dropout Prevention and Recovery education .
Dr. Kathy Siebenaler-Wilson kathysw@fcsboard.fcs.org	Findlay City Schools Board Representative	Be the liaison between the Findlay Schools Board of Education and the Findlay Digital Academy Administration and Governing Authority. Assist with governance guidance. Share Career Technical expertise .
Troy Roth troth@fcs.org	Findlay City Schools Assistant Superintendent	Assist Findlay Digital Academy in providing best practices professional development , assist with personnel needs and supervise special education compliance.
Rich Steiner rsteiner@fcs.org	Director of Secondary Instruction	Assist Findlay Digital Academy in securing curriculum/instructional practices guidance that is aligned to the Ohio Academic Content Standards. Provide guidance with assessment preparation and administration and professional development .
Martin White mwhite@fcs.org	Director of Technology	Supervise the Findlay Digital Academy technology needs to make sure that they are current, operational and in line with the needs of an e-school.
Mike Barnhart mbarnhart@fcs.org	Findlay City Schools Treasurer	Monthly monitoring of the financial status and practices of Findlay Digital Academy.
Sandra White swhite@fcs.org	Consultant	Assist Findlay City Schools with Sponsor oversight primarily in the areas of Sponsor Quality and Compliance.

The Sponsoring Oversight/Leadership Team meets once each month except for January & July.

Findlay Digital Academy Academic Performance

The best indicator that Findlay City Schools can use for Findlay Digital Academy's academic performance is the academy's 2017 state report card. Based upon the analysis performed by the Ohio Department of Education Findlay Digital Academy's results are as follows:

- Findlay Digital Academy Enrollment for 2016-17 was 142 students
- Attendance rate was 100%
- High School Test Passage Rate was 78.6% which Exceeds Standards
- Gap Closing component measurable objectives rate of 87.3% which Exceeds Standards
- Progress Component – Meets Standards
- Graduation Rates
 - 4-year Graduation Rate of 73.3 % - Exceeds Standards
 - 5-year Graduation Rate of 72.2% - Exceeds Standards
 - 6-year Graduation Rate of 66.3% - Exceeds Standards
 - 7-year Graduation Rate of 76.0% - Exceeds Standards
 - 8-year Graduation Rate of 61.2% - Exceeds Standard Combined Graduation Rate of 69.9% - Exceeds Standards

Findlay City Schools as the sponsor of Findlay Digital Academy finds the academy to be

EXCEEDS STANDARDS/COMPLIANT

in academic performance and definitely meets compliance indicators in this area.

Findlay City Schools is proud of the academy's academic success.

Ohio School Report Cards

HOME STATE DISTRICTS SCHOOLS OTHER SCHOOLS ADVANCED REPORTS DOWNLOAD DATA ARCHIVES RESOURCES

2016 - 2017 Report Card for Findlay Digital Academy [View Printable PDF](#)

Overview High School Test Passage Rate Gap Closing Graduation Rate Progress

SCHOOL RATING
Exceeds Standards

SCHOOL DETAILS
Location: Findlay
Administrator: Edward P. Kurt
Career Technical Planning District: [Millstream Career Cooperative CTPD](#)
Directory information current as of the 2016-2017 Report Card publication date

Enrollment: 142
Attendance Rate: 100.0%

High School Test Passage Rate
 The High School Test Passage Rate component represents the number of students who passed all five state tests that are required for graduation.
 Students who Passed all Five Tests.....78.6%
RATING: Exceeds Standards
[VIEW MORE DATA](#)

Graduation Rate
 The Graduation Rate component looks at the percent of students who are successfully finishing high school with a diploma in four, five, six, seven or eight years.
Graduation Rates
 73.3% of students graduated in 4 years
 72.7% of students graduated in 5 years
 66.3% of students graduated in 6 years
 76.0% of students graduated in 7 years
 61.2% of students graduated in 8 years
 69.6% is the weighted average of all graduation rates.
[VIEW MORE DATA](#)

Gap Closing
 The Gap Closing component shows how well schools are meeting the performance expectations for our most vulnerable populations of students in English language arts, math and graduation.
 Annual Measurable Objectives.....87.3
RATING: Exceeds Standards
[VIEW MORE DATA](#)

Progress
 The Progress component looks closely at the growth that all students are making during the school year.
Value-Added OverallMeets Standards
COMPONENT GRADE: Meets Standards
[VIEW MORE DATA](#)

4-YEAR RATING: Exceeds Standards **5-YEAR RATING: Exceeds Standards** **6-YEAR RATING: Exceeds Standards**
7-YEAR RATING: Exceeds Standards **8-YEAR RATING: Exceeds Standards** **COMBINED RATING: Exceeds Standards**

Legal Performance

Findlay Digital Academy contracts with Pepple & Waggoner, Ltd., for legal support. Findlay City Schools contracts with Scriven Law Firm for its legal services. Findlay Digital Academy has met all legal obligations outlined in the Sponsor Contract and has filed all required documents with the Ohio Department of Education.

All of the Findlay Digital Academy Governing Authority Board Members have signed Ethics and Conflict of Interest forms and these forms are on file in the Findlay Digital Academy office. All Governing Authority members have received training in open records and the Sunshine laws.

All Governing Authority Board meetings are published in the local newspaper and are posted on the Findlay Digital Academy webpage. The Findlay City Schools Superintendent or his designee attends all Findlay Digital Academy Governing Authority meetings.

Findlay City Schools, as the sponsor for Findlay Digital Academy, works with the academy to make sure that it is in compliance with all the provisions in the Ohio Revised Code.

Findlay City Schools finds Findlay Digital Academy to be COMPLIANT in the area of Legal Performance.

HB 2 that became law in February 2015 mandated that all sponsors be evaluated on all laws set forth in the Ohio Revised Code. An extensive Sponsor Evaluation Rubric was developed by the Ohio Department of Education. Only five of 65 the sponsors in the state were rated as effective. The rest were rated as poor or ineffective.

Findlay City Schools, as a sponsor, was rated Ineffective for the 2015-2016 school year, but feels that it will receive a higher rating on the 2016-2017 Sponsor Evaluation.



Organization/Operation/Governance Performance

Findlay Digital Academy was formed through the sponsorship of Findlay City Schools in 2004. It was established as an alternative for those students for whom the traditional model of school was not meeting their needs. Findlay Digital Academy is a Dropout Prevention and Recovery school that serves students in grades 9-12 who live in Findlay City School District. During the 2017-18 school year the academy will expand its enrollment borders to include students who attend adjacent school districts.

The Findlay Digital Academy Governing Authority Board meets in February, April, June, August, October and December for regular board meetings. Special Board Meetings are called on an as needed basis. All board meetings are open and are announced in the local newspaper, The Courier, and meetings dates are posted on the Findlay Digital Academy website. The board abides by all the provisions in Ohio Revised Code. The Governing Authority Board Members represent a large cross section of the community and come to the board with a heart for the student population that Findlay Digital Academy serves.

Findlay Digital Academy maintains an up-to-date Findlay Digital Academy Governing Authority Policy book that can be found on its webpage. All required board meeting minutes are available on the academy's webpage, along with the annual report and report card data.

The Findlay Digital Academy Governing Authority Board hired Rosemary Rooker, who holds a current State of Ohio Superintendent's license, as the Superintendent/Executive Director, and Greg Spiess, who holds a current State of Ohio Treasurer's license, as the Treasurer of Findlay Digital Academy. All academy personnel are hired through purchased service agreements with either Findlay City Schools, Hancock County Educational Service Center or TRECA.

Findlay Digital Academy is located in offices rented from the TLB Corporate Center and is located at 1219 West Main Cross, Suite 101, Findlay, Ohio. The academy office is open for tutoring of students Monday through Thursday, from 10 AM – 4 PM. The online curriculum is available to students 24/7.

Findlay City Schools is compliant with its obligations as outlined in the Sponsor Contract.

Those obligations from the Sponsor Contract are as follows:

Article V. Responsibilities of the SPONSOR

- Throughout the Term, the SPONSOR shall support the SCHOOL's establishment and operation by converting to the SCHOOL's use certain resources previously utilized by the SPONSOR, including but not limited to portions of the SPONSOR's facilities, staff, equipment, instructional materials, curriculum, and educational strategy, as determined to be appropriate by the SPONSOR in the SPONSOR's sole discretion.
- **Assessment and Accountability** As required by section 3314.03(D) of the Ohio Revised Code, the SPONSOR's duties shall include all duties pursuant to the written agreement entered into with the Ohio Department of Education under division (B) of section 3314.015 of the Revised Code and shall include the following:
 1. Monitor the SCHOOL's compliance with all laws applicable to the SCHOOL and with the terms of this Successor Contract;

2. Monitor and evaluate the academic and fiscal performance and the organization and operation of the SCHOOL on at least an annual basis;
3. Report on an annual basis the results of the evaluation conducted under subparagraph (2) immediately above to the department of education and to the parents of students enrolled in the SCHOOL;
4. Provide technical assistance to the SCHOOL in complying with laws applicable to the SCHOOL and terms of this Successor Contract;
5. Take steps to intervene in the SCHOOL's operation to correct problems in the SCHOOL's overall performance, declare the SCHOOL to be on probationary status pursuant to section 3314.073 of the Ohio Revised Code, suspend the operation of the SCHOOL pursuant to section 3314.072 of the Ohio Revised Code, or terminate this Successor Contract pursuant to section 3314.07 of the Ohio Revised Code as determined necessary by the SPONSOR;
6. Have in place a plan of action to be undertaken in the event the SCHOOL experiences financial difficulties or closes prior to the end of a school year.
7. Provide in writing the annual assurances for the SCHOOL no later than ten (10) business days prior to the opening of the SCHOOL, as required by R.C. Section 3314.19.

C. A representative of the SPONSOR shall meet with the Board of Directors or Treasurer of the SCHOOL and shall review the financial and enrollment records of the SCHOOL at least once every month at a mutually agreeable date and time, as required by Section 3314.023 of the Ohio Revised Code. Prior to or during that meeting, the SCHOOL shall furnish copies of all relevant financial and enrollment records to the SPONSOR, Operator (if applicable), Board of Directors, and the SCHOOL's treasurer. Not later than ten (10) calendar days after each review meeting, the SPONSOR shall provide the Board of Directors and the SCHOOL's treasurer with a written report regarding the review.

D. The SCHOOL will comply with sections 3302.04 and 3302.041 of the Revised Code, except that any action required to be taken by a school district pursuant to those sections shall be taken by the SPONSOR. However, the SPONSOR shall not be required to take any action described in division (F) of section 3302.04 of the Revised Code.

Findlay City Schools has met these obligations in the following ways (However, this list is not all inclusive due to the great support Findlay City Schools gives to the academy.):

- Four announced site visits a year and numerous unannounced site visits,
- Provides professional development;
- Provides technical support,
- Review of financial and records of the academy monthly,
- Completing Opening Assurances in accordance with the law,

- Findlay City Schools leadership attends professional development on sponsoring
- Provides an annual report to the school and its parents
- Sponsor Oversight/Leadership Team meets monthly to address Findlay Digital Academy progress and needs.
-

Overall Findlay City Schools rates Findlay Digital Academy as **COMPLIANT** in the areas of Organization, Operation and Governance.

Fiscal Performance

Findlay Digital Academy ended August 2017, with an account balance of combined investments and checking account at \$1,663,110.09. This represents a very healthy cash flow, even considering the fact that expenditures out-paced revenue by \$18,303.62 for FY 17. This increase in expenditures resulted primarily due to large legal fees incurred due to an FTE appeal. FY 16 funding is still in the appeal process with the Ohio Department of Education and the Attorney General’s Office. Findlay Digital Academy income consists of State Foundation Funding, Federal Grants, Federal Title Funds, Casino Revenue and interest on investments. See the detailed information below in regard to income and expenditures for FY 17:

INCOME

<u>Source</u>	<u>Amount</u>
State Foundation	\$1,082,416.68
Casino Revenue	\$17,279.02
Federal Title Grants	\$76,663.17
State Grants	\$1,800.00
Interest/Misc.	\$19,117.92
Total Income	\$1,197,246.79

EXPENSES

<u>Category</u>	<u>Amount</u>
Student Instructional Fees	\$332,776.17
Capital Expenditures	\$66,642.50
Admin/Fiscal Services	\$496,245.54
Purchased Services	\$47,883.16



Professional Development	\$9,035.05
Instructional Coaches	\$221,611.14
Supplies	\$37,803.02
Miscellaneous Expenses	0
EMIS Services	\$13,603.83
Total Expenditures	\$1,215,550.41

Biannually the Findlay Digital Academy Governing Authority Board approves the 5-Year Forecast and the 5-Year Forecast is then submitted to the Ohio Department of Education through Epicenter and it is also submitted to the Findlay City Schools Treasurer, Mike Barnhart.

Findlay Digital Academy had a fiscal audit performed in June 2016, and received the Auditor of State Award for a timely and clean audit report.



Findlay Digital Academy Treasurer, Greg Spiess, submits monthly enrollment and financial reports monthly during a face-to-face meeting with Mike Barnhart the Findlay City Schools Treasurer.

Findlay City Schools finds Findlay Digital Academy to be **COMPLIANT** in Fiscal Performance.

Sponsor Summary Rating of Findlay Digital Academy

Based on the data presented in this report, site visits, and other sources, Findlay City Schools finds Findlay Digital Academy to be **COMPLIANT** in all areas.

AREA	SCORE
Academic Performance	Compliant/Exceeds Standards
Legal Performance	Compliant
Organization/Operation/Governance Performance	Compliant
Fiscal Performance	Compliant
Summary Performance	Compliant


Findlay City Schools Board of Education is most pleased with Findlay Digital Academy's performance in all areas. This annual report was approved by the Findlay City Schools Board of Education at their meeting on October 2, 2017.

Shane Pochard

Findlay City Schools Board President

Edward P. Kurt

Findlay City Schools Superintendent



Dyslexia Awareness Month October 2017

WHEREAS, Dyslexia is a specific learning disability, that is neurobiological in origin and is characterized by difficulties with accurate and or fluent word recognition and by poor spelling and decoding abilities; and

WHEREAS, these difficulties typically are caused by a deficit in the phonological component of language that is unexpected in relation to other cognitive abilities and to the provision of effective classroom instruction; and

WHEREAS, secondary consequences may include problems with reading comprehension and reduced reading experience that can impeded growth of vocabulary and background knowledge; and

WHEREAS, Dyslexia occurs on a continuum of severity, affecting between 5-10 percent of the population according to the National Institute of Health, and

WHEREAS, Findlay City Schools students will benefit from increased awareness of the nature of Dyslexia, the early warning signs of Dyslexia, and the value of multisensory structured language interventions for students with Dyslexia; and

WHEREAS, greater recognition and understanding are necessary to ensure that individuals with Dyslexia are accurately identified and provided with appropriate services so that they might lead maximally productive lives:

NOW THEREFORE, _____ hereby proclaim(s) October 2017 as **National Dyslexia Awareness Month**.

And encourage all to learn more about dyslexia and to offer support to parents, educators, and individuals affected by Dyslexia.

This second day of October 2017.